



Rankings for Scientist

University, Subject,
Country, Region, World

Mozambique

Top 100 Scientists

AD Scientific Index 2023



Mozambique Top 100 Scientists

"AD Scientific Index 2023" World Scientist and University Rankings 2023

(Total 1.273.054 scientist, 216 country, 19.529 university)

The **AD Scientific Index (Alper-Doger Scientific Index)**, unlike other systems that provide evaluations of journals and universities, is a ranking and analysis system based on the scientific performance and the added value of the scientific productivity of individual scientists. Furthermore, it provides rankings of institutions based on the scientific characteristics of affiliated scientists.

This new index has been developed by [Prof. Dr. Murat ALPER](#) (MD) and [Associate Prof. Dr. Cihan DÖĞER](#) (MD) by using the total and last 5 years' values of the i10 index, h-index, and citation scores in Google Scholar. In addition, the ratio of the last 5 years' value to the total value of the abovementioned indexes is used. Using a total of nine parameters, the "AD Scientific Index" shows the ranking of an individual scientist by 11 subject (Agriculture & Forestry, Arts, Design and Architecture, Business & Management, Economics & Econometrics, Education, Engineering & Technology, History, Philosophy, Theology, Law / Law and Legal Studies, Medical and Health Sciences, Natural Sciences, Social Sciences and Others), 256 branch, 19,500 institution, 216 country, 10 region (Africa, Asia, Europe, North America, Oceania, Arab League, EECA, BRICS, Latin America and COMESA) and in the world. The "**AD Scientific Index**" is the first and only study that shows the total and the last five-year productivity coefficients of scientists based on the h-index and i10 index scores and citations in Google Scholar. Besides the indexing and ranking functions, AD Scientific Index sheds life on academic lives and offers the user the opportunity to perform an efficient academic analysis to scrutinize and detect faulty and unethical profiles, plagiarism, forgery, distortion, duplications, fabrication, slicing, salamiization, unfair authorship, and several manifestations of academic mobbing. Such analyses also help reveal the medium and long-term results of several policies implemented by institutions, including those of the academic staff employment and retention policies, wage policies, academic incentives, and scientific working environments.

One of the major differences of the **AD Scientific Index** is the provision of the last five years' scores and the total scores of the h-index and the i10 index, and the total and last five years' number of citations. Other unique differences of the AD Scientific Index include rankings in all fields and subjects of scientific interest and the emphasis on the scientific productivity of the scientist. Productivity Rankings is a unique service offered only by "AD Scientific Index". This is a ranking system derived from the i10 index in order to show the productivity of the scientist in publishing scientific articles of value. Productivity Rankings is an instrument that lists productive scientists in a given area, discipline, university, and country and can guide the development of meaningful incentives and academic policies.

The world rankings, regional rankings, and university rankings of scientists in this table are developed based on the total i10 index. Thus, scientists and universities can obtain their

academic rankings and monitor developments in the ranking over time.

For global university rankings, ranking organizations use the following parameters including the quality of education, employment rates of graduates, the quality of faculties within an individual university, international collaborations, the number of graduates and staff awarded with Nobel Prizes and Fields Medals, the number of highly cited researchers selected by Clarivate Analytics, the total number of research papers, the number of articles published by Nature and Science journals, the number of articles indexed in Science Citation Index-Expanded (SCIE) and Social Science Citation Index (SSCI), and the number of research articles receiving a high number of citations. Each ranking organization develops a ranking methodology, which attributes different % weights to selected items out of such parameters. Experienced ranking organizations evaluate 2000 - 3000 universities for ranking.

AD Scientific Index performs rankings using a single parameter, which is the number of "Valued and Productive Scientists" staffed by a specific university. Selected after years of observation, this parameter is calculated using the total H-index and i10-index values together with the number of citations, and the last 5 years' total H-index and i10-index values along with the number of citations received over the last 5 years. We rank more than 19 500 universities using this method. A careful examination will reveal that most of the other parameters are representations of natural academic products of "Valued and Productive Scientists." Institutions that employ a high number of "Valued and Productive Scientists", for example, scientists in the first Top 2%, Top 10%, Top 20%, Top 40%, Top 60%, Top 80% and later ranks, respectively, will naturally produce increased numbers of academic outputs listed as the parameters above.

A comparison of "**AD Scientific Index**" scores of universities, some examples of which are given below, with the scores from other ranking institutions will show great agreement among scores. We use our methodology to rank universities of different characteristics and sizes from different countries and every continent, achieving very successful results through the yielded ranking figures. Considering the continuing processes of data entry and data cleaning for more than 19.500 universities, we foresee that data entry issues, such as not completed entries or human errors in data entry caused either by universities or our team mistakenly, will be resolved and will yield to improved accuracy of results over time.

You may sort the ranking from the highest score to the lowest or vice versa in any of these fields. You can observe the fields, which move the respective university to the forefront. Furthermore, the name of the academician with the highest total h-index in the respective university is displayed with the world ranking. Top University Ranking by "AD Scientific Index" will not only list the areas, where a university is the best or has room for improvement, but also reflect the outcomes of scientist policies of the institutions. This report reveals the competency of institutions to attract prized scientists and the ability of institutions to encourage advances and retain scientists.

The list of universities for ranking comparisons is presented below:

Through the contribution of many scientists from different fields, the "**AD Scientific Index**" undergoes systematic updates with the aim of continuous improvement. The index is an independent institution and does not receive any support from any institutions, organizations, countries, or funds. Concurrently with the continuous increase in the number of universities and

scientists registered to the Index, we are improving methodology, software, data accuracy, and data cleaning procedures every day through the contributions of a large team. Your remarks and contributions about our shortcomings will shed light to lead our efforts for continuous improvement.

For a more detailed explanation, please refer to our "[Methodology](#)".

AD Scientific Index Ltd.

Methodology

Ranking academic journals according to the impact factor is a practice that started many years ago. The need to access scientifically valuable studies within limited time frames or the need to find scientists working in a certain field has led to the procedure of ranking scientists and scientific studies. For this purpose, many scoring systems such as the h-index, i10 index, g-index, m-index, the Erdős number, tori index, riq index, and read-10 index have been studied as numerical indicators showing how productive and effective a researcher is. Each of these systems has many advantages as well as disadvantages. Of the abovementioned indexes, the most accepted one is the h-index. The h-index is determined based on the number of articles cited at least h times. In order to achieve a high h-index, an academician must have a high number of articles published and have received a high number of citations. For example, an h-index value of 15 indicates that the academician has received at least 15 citations to each of the 15 articles published. In order to increase the h-index value from 15 to 16, the same academician should receive at least 16 citations to the published 16 papers. To find the h-index value, several databases can be used including Google Scholar, Web of Science, Scopus, and Publons, some of which are public or require a subscription. In the calculation of h-indexes, such databases use different parameters including SCI-E or indexed journals or non-indexed auxiliary elements such as other journals, books, or patents. Because the set of parameters used by each database are different from those used by others, each database may calculate different h-index values. Therefore, h-indexes calculated by each of the Google Scholar, Web of Science, Scopus, and Publons databases may be different for the same researcher. For example, a researcher, who has authored several books more than scientific papers, may receive a low h-index score in the Web of Science despite a high number of citations received. Neither of these indexes is equivalent to the other because of differences in their scopes.

Having a large number of publications indicates that the researcher is productive, but data alone may not be the actual indicator of the success of the researcher. For example, a researcher may have 10 publications that have received 400 citations. We can argue that this researcher is more successful than a researcher having more than a hundred published papers that received, let's say, 200 citations. Besides, some valuable studies may not have been attributed the actual value they deserved because of various reasons such as the failure of the use of adequate methods that would enable easy accessibility through scientific channels. The high number of the use of papers as references by other authors shows the value and extent of contribution to the scientific literature.

The i10-index is another academic scoring system, in which the scores are calculated by Google

Scholar. In this scoring system, only scientific studies such as articles and books that have received 10 or more citations are taken into consideration. The number of studies that have been cited ten or more times yields the i10-index value. The i10 index and the h-index values calculated for the last five years do not show that the article was written and published in the last 5 years. Instead, these values show the citation power in the last 5 years, indicating whether the paper is still effective.

Google Scholar provides both the total values of the i10-index, the h-index, and citation numbers along with the last 5 years' values through a system based on the voluntariness principle. In this system, scientists create their accounts, select their papers, and upload the selected papers onto the system. This service does not require a password and is free of charge. Here, we introduce a newly developed index that we have developed based on the public Google Scholar profiles of scientists. We named this new system the "AD Scientific Index", which we have developed through robust intellectual infrastructure and maximum efforts aiming to contribute to global scientific efforts.

Why is the "AD Scientific Index" needed?

The "AD Scientific Index" is the first and only study that shows the total and the last five-year productivity coefficients of scientists based on h-index and i10 index scores and citations in Google Scholar. Furthermore, the index provides the ranking and assessment of scientists in academic subjects and branches and in 19,500 universities, 216 countries, regions, and the world. In other words, the "AD Scientific Index" provides both the ranking and analysis results. Besides the indexing and ranking functions, AD Scientific Index sheds life on academic lives and offers the user the opportunity to perform an efficient academic analysis to scrutinize and detect faulty and unethical profiles, plagiarism, forgery, distortion, duplications, fabrication, slicing, salamination, unfair authorship, and several manifestations of academic mobbing. Such analyses also help reveal the medium and long-term results of several policies implemented by institutions, including those of the academic staff employment and retention policies, wage policies, academic incentives, and scientific working environments.

"AD Scientific Index" (Alper-Doger Scientific Index):

This new index has been developed by Prof. Dr. Murat ALPER (MD) and Associate Prof. Dr. Cihan DÖĞER (MD) by using the total and last 5 years' values of the i10 index, h-index, and citation scores in Google Scholar. In addition, the ratio of the last 5 years' value to the total value of the abovementioned indexes is used. Using a total of nine parameters, the "AD Scientific Index" shows the ranking of an individual scientist by 12 subjects ([Agriculture & Forestry](#), [Arts, Design and Architecture](#), [Business & Management](#), [Economics & Econometrics](#), [Education](#), [Engineering & Technology](#), [History, Philosophy, Theology](#), [Law / Law and Legal Studies](#), [Medical and Health Sciences](#), [Natural Sciences](#), [Social Sciences](#), and [Others](#)), 256 branches, 19,500 institutions of employment, 216 countries, 10 regions ([Africa](#), [Asia](#), [Europe](#), [North America](#), [Oceania](#), [Arab League](#), [EECA](#), [BRICS](#), [Latin America](#), and [COMESA](#)), and in the world. Thus, scientists can obtain their academic rankings and monitor developments in the ranking over time.

Data Collection and Standardization:

Collecting data manually based on the ranking from Google Scholar, the profiles with up to 300

citations and verified addresses or the profiles that build confidence for their accuracy are listed primarily. Thus, it is aimed to standardize the names, institutions, and branches as much as possible. Non-standardized data including wide ranges of variations in the information and the use of abbreviations and a variety of languages have caused difficulties. Performing data mining and scrutinizing the acquired information, many profiles were excluded from the index. Furthermore, some of the profiles were excluded during the regular examination of the data onward. Data cleaning requires a regular process in place to be conducted meticulously. We welcome your contributions in data cleaning and ensuring accuracy.

Determining the subjects/departments, to which scientific fields would belong, may seem easy in some branches and in a variety of countries. However, it may create considerable confusion in some other countries, regions, and schools. We would like to emphasize that the following fields including Engineering, Natural and Environmental Sciences, Biology, and Biochemistry, Material Science, Chemistry, and Social Sciences may exist in quite variable spectrums in different countries. Therefore, we would like to stress that the standardization of subjects and branches has not been easy. To perform standardizations, we accepted the official names of the institutions and academic branches as accurate in the way that they were specified on the university website. We have developed this strategy in order to standardize this complex situation at least partially.

The number of universities in the countries and the number of academicians in universities are increasing gradually, free of charge, within our means. The current list of registered academicians includes 1.060.000 individuals. The frequent updates will be limited to red list and death reductions, to new profile registrations from our institution, and new individual and corporate registrations.

Although various additions, corrections, and improvements are made every day, it should be kindly considered that this process requires devoted efforts and time.

Importantly, one should remember that taking 300 citations as the lower limit for inclusion in the index brings up the potential of exclusion because of variations across different H-index values. We are going to spend our best efforts to respond to e-mails, which question the justification for not being included in the list despite high H-index values. Examples could be such that an academician with an H-index value of 1 with 300 citations may be included in the ranking, while another with an H-index value of 5 with 30 citations or an academic with an H-index of 10 with 120 citations may be excluded. Such issues require regular updates and it may take a considerably long time to update rankings because of the limits of the workload. We will be answering to such e-mails within our means with our best efforts while we continue to expand our workforce. It is possible to accelerate this period through individual and corporate registration options.

Studies that influence the order of ranking because of a high number of citations received, in a manner similar to CERN:

We started a procedure to add an asterisk as “i” at the end of the names of the authors when a scientific paper of interest included many authors such as CERN, ATLAS, ALICE, CMS, Statistical Data, Guideline, Updates etc. scientific papers. We think that new criteria will be defined to be implemented for such studies. Until further criteria are described, we marked such studies with a “i” sign.

Profile information and ethical responsibility:

The ethical responsibility for the correct profile information rests entirely with the relevant scientist. However, we think that it would be prudent for institutions, countries, and even branch associations to conduct periodic reviews of scientist profiles affiliated to the respective organization since misleading information may compromise the reputation of the organization or the country. Organizations should also review profiles to identify and report scientists, who are not affiliated with the respective institution. In order to avoid any compromise to the institutional reputation, institutions should take necessary corrective and preventive actions against published scientist profiles arranged unethically.

Data Cleaning and the Redlist

Data cleaning is a dynamic process that we systemically perform continuously. Despite all our best efforts, we may not be completely accurate and we welcome your contributions to the redlist notifications. Rarely, some scientists are included in the redlist due to innocent mistakes with good intentions and no unethical behavior. Most errors result from inadequate periodic profile checks. However, the correction of such an error is easy through the submission of a correction request. In order to avoid such an undesirable situation to occur, scientists should regularly check their profiles and institutions should review the profiles of the staff systematically.

Ranking Criteria:

Ranking of scientists by the university, country, region, and in the world was performed based on the "total h-index". The "total h-index" was used in rankings by the branch and the subbranch.

The ranking criteria based on the "total h-index" scores were used in the following order: Firstly, the "total h-index" scores; secondly, the total number of citations; and thirdly, the "total i10 index" scores (1. Total h-index scores, 2. Total number of citations, 3. Total i10 index scores, 4. Last 5 years' h-index scores).

Ranking based on the last 5 years' h-index scores was performed using criteria in the following order: 1. Last 5 years' h-index scores, 2. Number of citations in the last 5 years, 3. Last 5 years' i10 index scores, 4- Total h-index scores.

The ranking criteria for the total i10 index were used in the following order: 1. Total i10 index scores, 2. Total h-index scores, 3. Total number of citations, and 4. Last 5 years' i10 index scores.

Ranking based on the last 5 years' i10 index scores was performed using the criteria in the following order: 1. Last 5 years' i10 index scores, 2. Last 5 years' h-index scores, 3. Number of citations in the last 5 years and 4. Total i10 index scores.

Ranking based on the total number of citations was performed using the criteria in the following order: 1. Total number of citations, 2. Total h-index scores, 3. Total i10 index scores and 4. Number of citations in the last 5 years.

Ranking based on the total number of citations in the last 5 years was performed using the criteria in the following order: 1: Number of citations in the last 5 years, 2. Last 5 years' h-index scores, 3: Last 5 years' i10 index scores and 4. Total number of citations

Why are the last 5 years' ratios / total ratios important?

The h-index, i10 index, and citation the last 5-year ratios/total ratios are major unique characteristics of the AD Scientific Index, showing both the development in the individual performance of the scientist and the reflections of the institutional policies of universities onto the overall scientific picture.

Productivity Rankings

Productivity Rankings is a unique service offered only by "AD Scientific Index". This is a ranking system derived from the i10 index in order to show the productivity of the scientist in publishing scientific articles of value. Productivity Rankings is an instrument that lists productive scientists in a given area, discipline, university, and country and can guide the development of meaningful incentives and academic policies. The world rankings, regional rankings, and university rankings of scientists in this table are developed based on the total i10 index.

Academic collaboration

Scientific fields of interest specified in the profiles of scientists are available for other scientists from different countries and institutions to enable academic collaboration.

Ranking Criteria for Top Universities:

For global university rankings, ranking organizations use the following parameters including the quality of education, employment rates of graduates, the quality of faculties within an individual university, international collaborations, the number of graduates and staff awarded with Nobel Prizes and Fields Medals, the number of highly cited researchers selected by Clarivate Analytics, the total number of research papers, the number of articles published by Nature and Science journals, the number of articles indexed in Science Citation Index-Expanded (SCI-E) and Social Science Citation Index (SSCI), and the number of research articles receiving a high number of citations. Each ranking organization develops a ranking methodology, which attributes different % weights to selected items out of such parameters. Experienced ranking organizations evaluate 2000 - 3000 universities for ranking.

AD Scientific Index performs rankings using a single parameter, which is the number of "Valued and Productive Scientists" staffed by a specific university. Selected after years of observation, this parameter is calculated using the total H-index and i10-index values together with the number of citations, and the last 5 years' total H-index and i10-index values along with the number of citations received over the last 5 years. We rank more than 19,500 universities using this method. A careful examination will reveal that most of the other parameters are representations of natural academic products of "Valued and Productive Scientists." Institutions that employ a high number of "Valued and Productive Scientists", for example, scientists in the first Top 2%, Top 10%, Top 20%, Top 40%, top 60% and top 80% and later ranks, respectively, will naturally produce increased numbers of academic outputs listed as the parameters above.

A comparison of "AD Scientific Index" scores of universities, some examples of which are given below, with the scores from other ranking institutions will show great agreement among scores. We use our methodology to rank universities of different characteristics and sizes from different

countries and every continent, achieving very successful results through the yielded ranking figures. Considering the continuing processes of data entry and data cleaning for more than 19,300 universities, we foresee that data entry issues, such as not completed entries or human errors in data entry caused either by universities or our team mistakenly, will be resolved and will yield to improved accuracy of results over time.

You may sort the ranking from the highest score to the lowest or vice versa in any of these fields. You can observe the fields, which move the respective university to the forefront. Furthermore, the name of the academician with the highest total h-index in the respective university is displayed with the world ranking. Top University Ranking by “AD Scientific Index” will not only list the areas, where a university is the best or has room for improvement, but also reflect the outcomes of scientist policies of the institutions. This report reveals the competency of institutions to attract prized scientists and the ability of institutions to encourage advances and retain scientists.

You may sort the ranking from the highest score to the lowest or vice versa in any of these fields. You can observe the fields, which move the respective university to the forefront. Furthermore, the name of the academician with the highest total h-index in the respective university is displayed with the world ranking. Top University Ranking by “AD Scientific Index” will not only list the areas, where a university is the best or has room for improvement, but also reflect the outcomes of scientist policies of the institutions. This report reveals the competency of institutions to attract prized scientists and the ability of institutions to encourage advances and retain scientists.

Ranking Criteria for Countries:

As described in the university ranking section, it is not easy to obtain and standardize data from about 19,000 universities for the country ranking. Therefore, we based our ranking system on the number of meritorious scientists. Four criteria are used to rank the countries. The first one is the number of scientists in the top 2% list. The second and third criterion are the number of scientists in the Top 10%, Top 20%, Top 40%, Top 60%, Top 80%, and later ranks. The fourth one is the number of scientists listed in the AD Scientific Index. In the case of equalities after applying all these four criteria, the world rank of the meritorious scientist of that country is used.

World Top 100 Scientists 2022

The ranking of “Top 100” scientists is based on total h-index scores. Top 100 scientists can be ranked globally or specific to the following regions including Africa, Asia, Europe, North America, Oceania, Arab League, EECA, BRICS and Latin America based on total h-index scores without any breakdown by subject areas. Top 100 rankings in the world, in a continent, or a region include standardized subjects areas of Agriculture & Forestry, Arts, Design and Architecture, Business & Management, Economics & Econometrics, Education, Engineering & Technology, History, Philosophy, Theology, Law/Law and Legal Studies, Medical and Health Sciences, Natural Sciences, and Social Sciences. **Subjects indicated as “others” will not be included in the ranking by regions and subjects.** Therefore, you may wish to specify your subject and branch and contribute in order to standardize your performance. Determining the subjects/departments, to which scientific fields would belong, may seem easy in some branches and in a variety of countries. However, it may create considerable confusion in some other countries, regions, and

schools. We would like to emphasize that the following fields including Engineering, Natural and Environmental Sciences, Biology, Biochemistry, Material Science, Biotechnology, Chemistry, and Social Sciences may exist in quite variable spectrums in different countries. Therefore, we would like to stress that the standardization of subjects and branches has not been easy. To perform standardizations, we accepted the official names of the institutions and academic branches as accurate in the way that they were specified on the university website. We have developed this strategy in order to standardize this complex situation at least partially. Furthermore, we started a procedure to add an asterisk as “i” at the end of the names of the authors when a scientific paper of interest included many authors such as CERN’s scientific papers.

Limitations of the “AD Scientific Index”: Missing or Inaccurate Profiles or Missing Institution Names

This index is a comparative platform developed by ranking accessible and verified profiles. First and foremost, not being included in this index for various reasons does not indicate that the academician is not prized or it does not mean that only those academicians listed in the index are the prized ones. This needs to be carefully noted. A meritorious scientist may not have been included in this index because of not having a Google Scholar profile or our lack of access to that profile for various reasons. The unavailability of verified Google Scholar profiles of scientists, who work in well-known and respected academic institutions in respective countries, may prevent us from finding institutions and scientist profiles. Because updating the profiles in the system and collection of data from open sources require efforts and because the data have been collected for the first time, it is not possible for the index to be completely free of errors. Accurate and instant updating of profiles and institution names requires an endless workload that no institution can overcome only with available resources despite all endeavors.

A high h-index (WOS, Scopus, Publon, etc.) does not mean that a profile will be automatically created for the academician in Google Scholar. Indeed, Google Scholar profiles are created and made public by scientists themselves on a voluntary basis. An individual may not have created a profile for various reasons and, therefore, will not be listed in the "AD Scientific Index". Furthermore, a profile can be rejected or may not be listed at a particular time. It needs to be considered that, at the time of our search, a profile may not exist or may not be public, some profiles may be public only at particular times, the information in the profile may not be standard, there may be more than one profile belonging to the same person, the profiles may not be verified, the name of the institution can be missing, surnames or institution names can change, profile owners may have died, or known or unforeseen problems may happen. However, missing information is completed in the system regularly and the list is updated and corrected continuously. Profiles; whose owners have passed away, are removed from the system.

When we detect or be informed of unethical situations in profile information that go beyond the limits of goodwill, the person is excluded from the list. You can report problematic and misleading profiles on our “Rejection List” page. As individuals are responsible for the accuracy of their profiles, organizations, too, should include the need for reviewing academic staff profiles in the agenda.

Articles with thousands of authors such as CERN studies in the field of physics or scientific studies with more than one author in classification studies in medicine or statistical studies raise debates about the requirements for the amount of the article content belonging to one author. Because

such papers may cause inequality of opportunity, a separate grouping system may be needed in the future.

Pros and cons of "ranking" systems including Web of Science, Scopus, Google Scholar, and similar others are well known and the limits of use of such systems have long been recognized in the scientific community. Therefore, interpreting this study beyond these limits may lead to incorrect results. The "AD Scientific Index" needs to be evaluated considering all of the abovementioned potential limitations.

Comparisons of Ranking Systems

In addition to ranking lists of scientists, consisting of many tables and charts of trends analyses to be delivered for the first time, this comprehensive system offers several data and analysis results that will importantly provide an added value to branches and institutions within the limits of inherent advantages and limitations. We would like to kindly emphasize that comparisons should not be performed between two branches, either of which having different potentials to produce scientific papers. For example, it is not correct to expect the same number of articles from completely different branches such as law, social sciences, music, physics, or biochemistry. Ranking comparisons should not overlook the inherent potentials of branches to produce publications. For this reason, we try to primarily involve observations within the same subject/department and recent productivity.

Through the contribution of many scientists from different fields, the "AD Scientific Index" undergoes systematic updates with the aim of continuous improvement. The index is an independent institution and does not receive any support from any institutions, organizations, countries, or funds. Concurrently with the continuous increase in the number of universities and scientists registered to the Index, we are improving methodology, software, data accuracy, and data cleaning procedures every day through the contributions of a large team. Your remarks and contributions about our shortcomings will shed light to lead our efforts for continuous improvement.

Could this work have been designed in another way?

It is not possible to exactly measure the research capacity of a university or scientist by using a few parameters. Assessments should include many other types of data such as patents, research funds, incentives, published books, tutoring intensity, congress presentations, and graduate and doctoral teaching positions. As a frequently voiced criticism, we have been asked why the Web of Science h-index is not used. Since it is not possible to have access to the entire data covering all academic components such as the h-indexes of the Web of Science, Scopus, or Publons, etc., or the organizations, patents, awards, etc. Therefore, only available qualified data have been included.

The Concept of Predatory:

A journal or an academic service cannot be considered predatory only because it is not free. The concept of predatory is used for describing any unethical action including those with factitious, spurious, exaggerated, or deceptive quality, performed in return for a fee. Any predatory activity is misleading and unfair. As an institution that does not receive any governmental, institutional,

or financial support and with the aim of maintaining the sustainability of our academic services and the preservation of editorial independence, we have reached the following figures of 1.085.000 academicians and 19,500 universities included in our database completely free of charge through the extensive efforts of a large team within the scope of expanding our data in terms of countries, branches, and universities. Our expansion continues at a certain pace. However, we charge a small service fee from those, who prefer to be included in the system faster, without compromising ethical principles.

Methodology that increases transparency and visibility. "AD Scientific Index" not only provides ranking services but also lights the way against ethical noncompliance by presenting data available to the public, paving the way to sort out any ethical violations. Bearing a torch this way, we improve controllability, transparency, and accountability both on individual and corporate levels. With such efforts, individuals and institutions have been led to focus on academic profiles and tens of thousands of academicians revised and rearranged their profiles, removing incorrect data. Besides stressing the requirement that academicians should regularly review information in their profiles, we emphasize that institutions, too, should check the profiles of academic staff. You are always welcome to contribute by reporting incorrect data through the redlist link.

How will the new rankings be updated in the "AD Scientific Index"?

Updates and new rankings will be available through the current list of profiles and the pool of academicians that would expand along with new subscriptions. Importantly, one should remember that taking 300 citations as the lower limit for inclusion in the index brings up the potential of exclusion because of variations across different H-index values. We are going to spend our best efforts to respond to e-mails, which question the justification for not being included in the list despite high H-index values. Examples could be such that an academician with an H-index value of 1 with 300 citations may be included in the ranking, while another with an H-index value of 5 with 30 citations or an academic with an H-index of 10 with 120 citations may be excluded. Such issues require regular updates and it may take a considerably long time to update rankings because of the limits of the workload. We will be answering to such e-mails within our means with our best efforts while we continue to expand our workforce. It is possible to accelerate this period through individual and corporate registration options.

How can I be included in the "AD Scientific Index"?

First of all, you must have a Google Scholar profile and this profile must be set to PUBLIC. If you do not have a Google Scholar profile, you can create a profile at <https://scholar.google.com/> and add your published scientific articles. It is the liability of the scientist to ensure the accuracy and the ethical aspects of the profile. Furthermore, it is recommended that institutions would check the profiles of respective employees. We would like to remind you that you should check your profile regularly and keep it updated. Published scientific papers added to your profile may cause ethical issues if they do not belong to you.

Is there a specified lower limit for the h-index and i10 index scores or the number of citations to be included in "AD Scientific Index"?

For SUBMISSIONS, no lower limits have been specified for the number of citations or the h-index or i10-index scores to be included in the "AD Scientific Index". We request a small contribution as a processing fee for the sustainability and independence of this system, which has been developed through the hard work of many people without receiving any institutional or financial support. Through the contribution of many scientists from different fields, the "AD Scientific Index" undergoes systematic updates with the aim of continuous improvement. The index is an independent institution and does not receive any support from any institutions, organizations, countries, or funds. Concurrently with the continuous increase in the number of universities and scientists registered to the Index, we are improving methodology, software, data accuracy, and data cleaning procedures every day through the contributions of a large team. Your remarks and contributions about our shortcomings will shed light to lead our efforts for continuous improvement.

Table I. Number of scientists in Mozambique top 100 according to Country

#	Country	Country Region Rank	Country World Rank	Scientists in Mozambique Top 100	Total University	Total Scientist
1	Mozambique	19	119	98	10	98

Table II. General Universities/Institutions in Mozambique top 100

#	University/Institutions	Country Rank	Region Rank	World Rank	Country	Sources of Funding	Founded	Scientists in Mozambique Top 100	Scientists in World Top 2%	Scientists in World Top 10%	Scientists in World Top 20%	Total Scientists in Index
1	Universidade Eduardo Mondlane	1	91	3508	Mozambique	Public	1962	37	0	2		37
2	Universidade Pedagógica	2	301	7023	Mozambique	Public	1985	10	0	0		10
3	Instituto Nacional de Saude, Mozambique	3	517	9536	Mozambique	Public	1995	8	0	0		8
4	Universidade Lúrio	4	545	9886	Mozambique	Public	2006	17	0	0		17
5	Institute for Social and Economic Studies	5	771	12862	Mozambique	Public	1972	3	0	0		3
6	Universidade Save	6	890	14958	Mozambique	Public	2006	6	0	0		6
7	Universidade Católica de Moçambique	7	988	16473	Mozambique	Private	1996	9	0	0		9
8	Universidade Zambeze	8	1024	17005	Mozambique	Public	2007	5	0	0		5
9	Universidade Sao Tomas de Mocambique	9	1151	18504	Mozambique	Private	2004	2	0	0		2
10	Universidade Politécnica	10	1192	19222	Mozambique	Private	1999	1	0	0		1

Table III. Public Universities/Institutions in Mozambique top 100

#	University/Institutions	Country Rank	Region Rank	World Rank	Country	Founded	Scientists in Mozambique Top 100	Scientists in World Top 2%	Scientists in World Top 10%	Scientists in World Top 20%	Total Scientists in Index
1	Universidade Eduardo Mondlane	1	91	3508	Mozambique	1962	37	0	2		37
2	Universidade Pedagógica	2	301	7023	Mozambique	1985	10	0	0		10
3	Instituto Nacional de Saude, Mozambique	3	517	9536	Mozambique	1995	8	0	0		8
4	Universidade Lúrio	4	545	9886	Mozambique	2006	17	0	0		17
5	Institute for Social and Economic Studies	5	771	12862	Mozambique	1972	3	0	0		3
6	Universidade Save	6	890	14958	Mozambique	2006	6	0	0		6
7	Universidade Zambeze	8	1024	17005	Mozambique	2007	5	0	0		5

Table IV. Private Universities/Institutions in Mozambique top 100

#	University/Institutions	Country Rank	Region Rank	World Rank	Country	Founded	Scientists in Mozambique Top 100	Scientists in World Top 2%	Scientists in World Top 10%	Scientists in World Top 20%	Total Scientists in Index
1	Universidade Católica de Moçambique	7	988	16473	Mozambique	1996	9	0	0		9
2	Universidade Sao Tomas de Mocambique	9	1151	18504	Mozambique	2004	2	0	0		2
3	Universidade Politécnica	10	1192	19222	Mozambique	1999	1	0	0		1

Table V. Universities/Institutions Founded After 2010 in Mozambique Top 100

#	University/Institutions	Country Rank	Region Rank	World Rank	Country	Sources of Funding	Founded	Scientists in Mozambique Top 100	Scientists in World Top 2%	Scientists in World Top 10%	Scientists in World Top 20%	Total Scientists in Index
---	-------------------------	--------------	-------------	------------	---------	--------------------	---------	----------------------------------	----------------------------	-----------------------------	-----------------------------	---------------------------

Table VI. Universities/Institutions Founded After 2000 in Mozambique Top 100

#	University/Institutions	Country Rank	Region Rank	World Rank	Country	Sources of Funding	Founded	Scientists in Mozambique Top 100	Scientists in World Top 2%	Scientists in World Top 10%	Scientists in World Top 20%	Total Scientists in Index
1	Universidade Lúrio	4	545	9886	Mozambique	Public	2006	17	0	0		17
2	Universidade Save	6	890	14958	Mozambique	Public	2006	6	0	0		6
3	Universidade Zambeze	8	1024	17005	Mozambique	Public	2007	5	0	0		5
4	Universidade Sao Tomas de Mocambique	9	1151	18504	Mozambique	Private	2004	2	0	0		2

				AD Scientific Index - 2023 Mozambique Top 100 Scientists				H INDEX			i10 INDEX			CITATION		
University	Country	Region	World	Name	Country	University	Subject	Total	Last 5 year	Last 5 year / total	Total	Last 5 year	Last 5 year / total	Total	Last 5 year	Last 5 year / total
1	1	148	37489	Albertino Damasceno 🏅🏅	 Mozambique	Universidade Eduardo Mondlane	Medical and Health Sciences / Epidemiology and Public Health Public health epidemiology cardiology	59	51	0.864	135	123	0.911	51857	45556	0.878
2	2	559	93659	Jahit Sacarlal 🏅	 Mozambique	Universidade Eduardo Mondlane	FaculdaMedicina	42	27	0.643	69	59	0.855	7501	3083	0.411
3	3	952	134674	Julie Cliff 🏅	 Mozambique	Universidade Eduardo Mondlane	UniversidaEduardo Mondlane	36	23	0.639	68	43	0.632	4285	1854	0.433
4	4	2261	228972	Salomão Bandeira	 Mozambique	Universidade Eduardo Mondlane	Engineering & Technology / Marine Sciences and Engineering marine botany	27	19	0.704	51	34	0.667	3054	1819	0.596
1	5	2280	229849	António Prista 🏅	 Mozambique	Universidade Pedagógica	Universidade Pedagógica Moçambique Exercise Sciences	27	21	0.778	59	41	0.695	2919	1547	0.530
1	6	3390	291448	Neldo Marcelino 🏅	 Mozambique	Universidade Lúrio	History, Philosophy, Theology / History Programacao	23	15	0.652	36	24	0.667	5161	1571	0.304
5	7	3407	292620	Julio J. Pinto	 Mozambique	Universidade Eduardo Mondlane	UniversidaEduardo Mondlane ciencias	23	16	0.696	38	23	0.605	3692	1421	0.385
6	8	3427	294589	Mamudo Ismail	 Mozambique	Universidade Eduardo Mondlane	Associado PatologiaFaculdaMedicinaUniversidaEduardo Mondlane Malária HIV Mortalidade Materna Autópsia	23	21	0.913	38	35	0.921	2899	1525	0.526
1	9	8643	508746	Sonia Maria Mauricio Enosse 🏅	 Mozambique	Instituto Nacional de Saude, Mozambique	Natural Sciences / Molecular Biology & Genetics malaria epidemiology molecular biology research methodology ethics	16	12	0.750	17	15	0.882	863	328	0.380
7	10	9956	552630	Dinis Juizo	 Mozambique	Universidade Eduardo Mondlane	Universidade Eduardo Mondlane Hydrology and Water Resources Management	15	12	0.800	20	12	0.600	730	406	0.556
2	11	11550	601101	Ana Paula Abílio	 Mozambique	Instituto Nacional de Saude, Mozambique	Instituto Nacional de Saude	14	14	1.000	16	16	1.000	607	491	0.809
8	12	14925	699015	Tufária Mussá	 Mozambique	Universidade Eduardo Mondlane	Medical and Health Sciences / Immunology Immunology virology vaccinology Tuberculosis	12	10	0.833	14	11	0.786	482	253	0.525

				AD Scientific Index - 2023 Mozambique Top 100 Scientists				H INDEX			i10 INDEX			CITATION		
University	Country	Region	World	Name	Country	University	Subject	Total	Last 5 year	Last 5 year / total	Total	Last 5 year	Last 5 year / total	Total	Last 5 year	Last 5 year / total
1	13	14985	700347	Salvador Forquilha 🇲🇵	Mozambique	Institute for Social and Economic Studies	Senior Researcher, Institute for Social and Economic Studies - IESE Mozambique Politics	12	10	0.833	16	11	0.688	470	283	0.602
9	14	15933	728668	Armando Jorge Lopes 🇲🇵	Mozambique	Universidade Eduardo Mondlane	Social Sciences / Linguistics and Literature Línguas Tradução Análise Contrastiva do Discurso Psicologia Cognitiva Retórica	11	8	0.727	13	5	0.385	647	230	0.355
10	15	16543	744538	Mamudo Saide 🇲🇵	Mozambique	Universidade Eduardo Mondlane	Universidade Eduardo Mondlane Poluição Marinha Ecologia Marinha Mudanças climáticas Religião qualidade de água	11	8	0.727	15	6	0.400	472	260	0.551
2	16	17219	758366	Silvio Pedro José Saranga 🇲🇵	Mozambique	Universidade Pedagógica	Language SciencesCommunication Desporto	11	6	0.545	11	3	0.273	362	119	0.329
11	17	18976	808482	Margarida Paulo 🇲🇵	Mozambique	Universidade Eduardo Mondlane	Social Sciences / Anthropology Health illness and treatment	10	6	0.600	10	4	0.400	332	94	0.283
12	18	19939	832852	Hildebrando João Gani Jeque 🇲🇵	Mozambique	Universidade Eduardo Mondlane	Engineering & Technology / Computer Science Engenharia de Software	9	9	1.000	8	8	1.000	578	426	0.737
2	19	19955	833387	Harith Farooq 🇲🇵	Mozambique	Universidade Lúrio	Biodiversity conservation amphibians reptiles GGBC	9	8	0.889	9	8	0.889	566	552	0.975
13	20	20265	842674	Daniel Zacarias 🇲🇵	Mozambique	Universidade Eduardo Mondlane	Social Sciences / Tourism & Hospitality Ecology and Evolution Macroecology Biogeography	9	8	0.889	9	8	0.889	423	342	0.809
14	21	21469	868607	Antonio Cipriano Parafino Gonçalves 🇲🇵	Mozambique	Universidade Eduardo Mondlane	Professor de Política e Filosofia da Educação (Universidade Eduardo Mondlane) Políticas de Educação Ética Filosofia da Educação Direito a Educação Educação Profissional	9	8	0.889	9	6	0.667	236	147	0.623
15	22	21834	872414	Celia Macamo 🇲🇵	Mozambique	Universidade Eduardo Mondlane	Engineering & Technology / Marine Sciences and Engineering Marine ecology	9	9	1.000	8	8	1.000	204	172	0.843
16	23	21961	873493	Luís Cristóvão 🇲🇵	Mozambique	Universidade Eduardo Mondlane	Engineering & Technology / Mechanical Engineering Mechanical Engineering Energy and Environment	9	6	0.667	8	5	0.625	192	108	0.563
17	24	22585	892161	Inocente Mutimucio 🇲🇵	Mozambique	Universidade Eduardo Mondlane	Professor de Educacao em Ciencias Naturais, Universidade Eduardo Mondlane dificuldades de aprendizagem estudos curriculares	8	7	0.875	8	7	0.875	398	277	0.696

				AD Scientific Index - 2023 Mozambique Top 100 Scientists				H INDEX			i10 INDEX			CITATION		
University	Country	Region	World	Name	Country	University	Subject	Total	Last 5 year	Last 5 year / total	Total	Last 5 year	Last 5 year / total	Total	Last 5 year	Last 5 year / total
1	25	23107	905125	Ivo Amildon Ricardo 	 Mozambique	Universidade Save	Natural Sciences / Chemical Sciences Química Analítica/Ambiental Processos de Oxidação Avançada.	8	8	1.000	6	6	1.000	275	275	1.000
3	26	29561	995178	Ayubo Kampango	 Mozambique	Instituto Nacional de Saude, Mozambique	Instituto Nacional de Saúde (INS) Mosquito community ecology	6	6	1.000	6	6	1.000	232	176	0.759
3	27	30507	1004843	Isabel Silva	 Mozambique	Universidade Lúrio	Engineering & Technology / Marine Sciences and Engineering Conservation Marine biology Marine ecology	6	5	0.833	5	3	0.600	159	111	0.698
2	28	32728	1021386	Egidio Chaimite	 Mozambique	Institute for Social and Economic Studies	Researcher at the Institute for Social and Economic Studies Politics and Development	6	6	1.000	4	3	0.750	97	80	0.825
18	29	33227	1023976	Fialho Nehama	 Mozambique	Universidade Eduardo Mondlane	Engineering & Technology / Marine Sciences and Engineering marine science numerical modelling physical oceanography	6	6	1.000	4	3	0.750	87	77	0.885
19	30	33417	1024975	Eugenia Cossa	 Mozambique	Universidade Eduardo Mondlane	Professor of science education gender water and climate change education teacher student	6	4	0.667	1	1	1.000	83	56	0.675
20	31	34367	1039623	Momade Ibraimo	 Mozambique	Universidade Eduardo Mondlane	Universidade Eduardo Mondlane Energia	5	5	1.000	3	3	1.000	198	75	0.379
4	32	34595	1041934	Julião Chaque	 Mozambique	Universidade Lúrio	Estudante de Engenharia, Universidade Lúrio Geociências Ciências Exactas Engenharia	5	4	0.800	2	2	1.000	171	154	0.901
4	33	35409	1048537	Paulo	 Mozambique	Instituto Nacional de Saude, Mozambique	Arnaldo Malaria epidemiology	5	5	1.000	5	5	1.000	125	100	0.800
5	34	36273	1054814	Idalecia Cossa	 Mozambique	Instituto Nacional de Saude, Mozambique	Insitituto Nacional de Saúde Intestinal parasites parasites gastrointestinal infection neglected tropical disease	5	5	1.000	3	3	1.000	101	100	0.990
1	35	39106	1072240	Lucas Lavo Antonio Jimo Miguel 	 Mozambique	Universidade Católica de Moçambique	Engineering & Technology / Earth Sciences Geology and Higher Education	5	5	1.000	2	2	1.000	59	59	1.000

				AD Scientific Index - 2023 Mozambique Top 100 Scientists				H INDEX			i10 INDEX			CITATION		
University	Country	Region	World	Name	Country	University	Subject	Total	Last 5 year	Last 5 year / total	Total	Last 5 year	Last 5 year / total	Total	Last 5 year	Last 5 year / total
21	36	39533	1075123	Ana Silva Fernandes	 Mozambique	Universidade Eduardo Mondlane	Arts, Design and Architecture / Urban Planning architecture urban studies informal settlements african studies postcolonialism	5	3	0.600	1	0	0.000	50	27	0.540
3	37	39688	1076349	Moises Silvestre Siúta	 Mozambique	Institute for Social and Economic Studies	Researcher at IESE Mozambique Economic development Poverty Inequality public finance financial inclusion	5	4	0.800	1	1	1.000	41	32	0.780
5	38	39774	1078762	Custodio Efraim Matavel	 Mozambique	Universidade Lúrio	Faculty of Agrarian Sciences, Universidade Lúrio Agriculture Renewable energy Agricultural Economics Food Security Rural Development	4	4	1.000	2	2	1.000	453	431	0.951
2	39	40155	1084805	Paulino nherere Paulino	 Mozambique	Universidade Católica de Moçambique	Estudante de física, universidade católica de Moçambique trabalho de campo	4	4	1.000	4	3	0.750	160	130	0.813
22	40	40509	1087875	Jonas Valente Matsinhe	 Mozambique	Universidade Eduardo Mondlane	Universidade Eduardo Mondlane Resíduos industriais cinzas de carvão mineral zeólitas aluminossilicatos	4	3	0.750	2	1	0.500	124	119	0.960
3	41	41018	1091395	Nelson Amade	 Mozambique	Universidade Católica de Moçambique	Information Management Information Technology Geographical Information Technologies adoption models	4	4	1.000	2	2	1.000	99	96	0.970
23	42	41307	1093168	Alfredo Bjc Nhantumbo	 Mozambique	Universidade Eduardo Mondlane	Eduardo Mondlane University Agricultural Engineering	4	3	0.750	3	1	0.333	90	26	0.289
2	43	41892	1096765	Albino Alves Simione	 Mozambique	Universidade Save	Administração e Gestão de Organizações	4	4	1.000	2	1	0.500	77	58	0.753
24	44	42041	1097682	Avelino Isaias Mondlhane	 Mozambique	Universidade Eduardo Mondlane	Eduardo mondlane University Decision Theory	4	2	0.500	1	1	1.000	75	45	0.600
25	45	42277	1099162	Horacio Zimba	 Mozambique	Universidade Eduardo Mondlane	Assistant Professor of Information Science, Eduardo Mondlane University System Analysis and Design Information Architecture Information Modeling	4	3	0.750	2	1	0.500	71	27	0.380
26	46	42677	1101542	Sosdito Mananze	 Mozambique	Universidade Eduardo Mondlane	Escola Superior de Desenvolvimento Rural, Universidade Eduardo Mondlane Remote Sensing of Agriculture	4	4	1.000	3	3	1.000	65	64	0.985

				AD Scientific Index - 2023 Mozambique Top 100 Scientists				H INDEX			i10 INDEX			CITATION		
University	Country	Region	World	Name	Country	University	Subject	Total	Last 5 year	Last 5 year / total	Total	Last 5 year	Last 5 year / total	Total	Last 5 year	Last 5 year / total
3	47	43123	1104272	Bendita Donaciano	 Mozambique	Universidade Pedagógica	Docente na Universidade Pedagógica de Moçambique Pesquisar sobre a relação professor-aluno na aprendizagem pesquisar sobre inteligência emocional pesquisar sobre o processo	4	3	0.750	3	1	0.333	60	27	0.450
6	48	43132	1104305	Benilde Munlela	 Mozambique	Instituto Nacional de Saude, Mozambique	Instituto Nacional de Saúde (INS)- Moçambique rotavirus whole genome characterization evolutionary analysis	4	4	1.000	2	2	1.000	60	60	1.000
27	49	44136	1111410	Helsio Azevedo	 Mozambique	Universidade Eduardo Mondlane	Social Sciences / Tourism & Hospitality Tourism Environmental Geography Climate Changes Conservation	4	3	0.750	2	1	0.500	49	30	0.612
28	50	45026	1118853	Mahomed Sidique Abdul Cadar Dadá	 Mozambique	Universidade Eduardo Mondlane	Medical and Health Sciences / Anatomy Human Anatomy ENT Public Health Epidemiology Foreign Bodies	4	1	0.250	1	0	0.000	38	8	0.211
1	51	45027	1118861	Geraldo Acácio Mabasso	 Mozambique	Universidade Zambeze	Engenharia Agrícola Pós-Colheita Agronomia	4	4	1.000	0	0	0	38	38	1.000
7	52	45062	1119136	Simone Salvador Boene	 Mozambique	Instituto Nacional de Saude, Mozambique	Instituto Nacional de Saúde (INS) Biologia Molecular Análise filogenética Malária Marcadores de resistência antimalários	4	4	1.000	1	1	1.000	37	37	1.000
29	53	46230	1131702	Quintilia Da Conceição Nicolau	 Mozambique	Universidade Eduardo Mondlane	Faculdade de Veterinária, universidade Eduardo Mondlane Avicultura cadeia de produção zoonoses Economia da saúde e produção animal	3	3	1.000	3	1	0.333	97	81	0.835
30	54	48660	1148601	Alcides Siteo	 Mozambique	Universidade Eduardo Mondlane	Assistant Professor, Eduardo Mondlane University Polymer Ceramic and Glass	3	3	1.000	2	2	1.000	37	37	1.000
6	55	48983	1151339	Acácio Salamandane	 Mozambique	Universidade Lúrio	Universidade Lúrio	3	3	1.000	1	1	1.000	34	34	1.000
2	56	49078	1152204	Augusto Bene Tomé Constantino	 Mozambique	Universidade Zambeze	Docente, Universidade Zambeze tecnologia farmacêutica ciência e tecnologia de alimentos	3	3	1.000	1	1	1.000	33	33	1.000
7	57	49572	1156812	Adinane Assane	 Mozambique	Universidade Lúrio	Universidade lurio, nampula, Medicina geral Medicina	3	3	1.000	0	0	0	29	23	0.793
4	58	49655	1157711	Camilo Ussene	 Mozambique	Universidade Pedagógica	Professor de Psicologia Vocacional, Universidade Pedagógica Maputo Psicologia Vocacional da Aprendizagem do Desenvolvimento e Educação Currículo	3	2	0.667	1	0	0.000	28	18	0.643




				AD Scientific Index - 2023 Mozambique Top 100 Scientists				H INDEX			i10 INDEX			CITATION		
University	Country	Region	World	Name	Country	University	Subject	Total	Last 5 year	Last 5 year / total	Total	Last 5 year	Last 5 year / total	Total	Last 5 year	Last 5 year / total
8	59	49953	1161109	Jonas Massuque	 Mozambique	Universidade Lúrio	Universidade Lúrio Bioenergy Forest Wood Science and Technology	3	3	1.000	0	0	0	25	25	1.000
31	60	50907	1170909	Augusto Joaquim Guambe	 Mozambique	Universidade Eduardo Mondlane	Professor de Psicologia, Universidade Eduardo Mondlane Psicologia Saúde Género e Sexualidade Psicodrama Cartografia e Subjetividade	3	3	1.000	0	0	0	15	14	0.933
5	61	51613	1177755	António Dauda	 Mozambique	Universidade Pedagógica	Estudante de Licenciatura em Língua Inglesa, Universidade Pedagógica pesquisa geral investigação científica	2	2	1.000	1	1	1.000	69	23	0.333
4	62	52975	1187603	Sueco Albino Cipriano	 Mozambique	Universidade Católica de Moçambique	Docente universitario, Universidade Católica de Moçambique Produção Vegetal	2	2	1.000	1	1	1.000	26	25	0.962
5	63	54875	1206961	Domingos Luis Rhongo	 Mozambique	Universidade Católica de Moçambique	Universidade Católica de Moçambique TICs e Desenvolvimento Economico	2	2	1.000	0	0	0	11	11	1.000
3	64	55095	1209302	Sergio Feliciano Come	 Mozambique	Universidade Zambeze	Universidade Zambeze Extensão rural adoção de tecnologias agrárias gestão de recursos naturais processos participativos na extensão rural	2	2	1.000	0	0	0	10	10	1.000
9	65	55308	1211542	Salvador José António Nanvonamuquitxo	 Mozambique	Universidade Lúrio	Engenheiro Florestal, Universidade Lúrio Maneio Florestal	2	2	1.000	0	0	0	9	9	1.000
6	66	56002	1220724	Cristiano Pires	 Mozambique	Universidade Pedagógica	Professor de Biologia, Universidade Pedagógica de Maputo Biologia do comportamento etologia cronobiologia biologia evolutiva ecologia animal	2	1	0.500	0	0	0	5	4	0.800
10	67	56023	1221060	Elídio Tomás Da Silva	 Mozambique	Universidade Lúrio	University of Minho NDN VANET Routing protocol Caching protocol	2	2	1.000	0	0	0	4	4	1.000
32	68	56598	1225408	António Melo	 Mozambique	Universidade Eduardo Mondlane	Universidade Eduardo Mondlane Agriculture	1	1	1.000	1	1	1.000	35	35	1.000
7	69	57192	1230464	Ezio Lorenzo Bono	 Mozambique	Universidade Pedagógica	History, Philosophy, Theology / Philosophy Contemporary philosophy African philosophy Philosophy of education	1	1	1.000	1	0	0.000	14	10	0.714
3	70	57495	1233266	Joaquim Uamusse	 Mozambique	Universidade Save	Estudante de nível superior (GADEC), Universidade Save-Maxixe Geografia de Moçambique	1	1	1.000	1	0	0.000	10	3	0.300
8	71	57678	1235451	José Chamessanga Álvaro	 Mozambique	Universidade Pedagógica	Universidade Pedagógica de Maputo Agronomia	1	1	1.000	0	0	0	8	8	1.000

				AD Scientific Index - 2023 Mozambique Top 100 Scientists				H INDEX			i10 INDEX			CITATION		
University	Country	Region	World	Name	Country	University	Subject	Total	Last 5 year	Last 5 year / total	Total	Last 5 year	Last 5 year / total	Total	Last 5 year	Last 5 year / total
11	71	57678	1235451	Manuel Mahoche	 Mozambique	Universidade Lúrio	Universidade Lúrio Saúde Coletiva Epidemiologia Ciências de Saúde	1	1	1.000	0	0	0	8	8	1.000
1	73	57925	1238959	Adelino Chissale	 Mozambique	Universidade Politécnica	Lecturer in Educational Studies, Universidade Politécnica Education policy	1	1	1.000	0	0	0	6	4	0.667
12	73	57925	1238959	Rosalina A Tamele	 Mozambique	Universidade Lúrio	Professor Lurio University Sustainable agriculture organic farming greenhouse gas emission crop production	1	1	1.000	0	0	0	6	6	1.000
33	75	58153	1241637	Aj Macamo	 Mozambique	Universidade Eduardo Mondlane	Universidade Eduardo Mondlane Bioenergia-Biomassa	1	1	1.000	0	0	0	5	2	0.400
13	76	58430	1245092	Valdemiro Pitoro	 Mozambique	Universidade Lúrio	Professor de Rega e Drenagem Irrigação Recursos Hídricos Tratamento e Reuso de Efluentes de Esgoto Climatologia Hidrologia	1	1	1.000	0	0	0	4	4	1.000
34	76	58430	1245092	Nilza Aurora Tarcísio César	 Mozambique	Universidade Eduardo Mondlane	Lecturer of Sociology of Education at the Faculty of Education, Eduardo Mondlane University Participatory Evaluation Higher Education and development Gender and Education	1	1	1.000	0	0	0	4	4	1.000
9	76	58430	1245092	Mauricio Vasco Nhachengo	 Mozambique	Universidade Pedagógica	Professor de Psicologia, Universidade Pedagógica de Maputo Desenvolvimento Humano Aprendizagem Cognição Psicometria	1	1	1.000	0	0	0	4	4	1.000
13	76	58430	1245092	João Viriato Mazalo	 Mozambique	Universidade Lúrio	Universidade Lurio Saúde Pública Epidemiologia Optometria Clínica e Pesquisa Clínica	1	1	1.000	0	0	0	4	4	1.000
35	80	58750	1248692	Márcio Siteo	 Mozambique	Universidade Eduardo Mondlane	Escola Superior de Negócios e Empreendedorismo de Chibuto, Universidade Eduardo ... Agriculture crop protection health	1	1	1.000	0	0	0	3	2	0.667
10	80	58750	1248692	Mario Silva Uacane	 Mozambique	Universidade Pedagógica	Docente de Geografia, Universidade Pedagógica, Beira, Mocambique Ecossistemas costeiros ecossistemas fluviais estudos sobre solos	1	1	1.000	0	0	0	3	3	1.000
15	80	58750	1248692	Sidónio Pr Machaieie	 Mozambique	Universidade Lúrio	Faculdade de Ciências Naturais - Universidade Lúrio Coastal and Marine Ecology ... of Marine and Coastal Resources and ...	1	1	1.000	0	0	0	3	3	1.000

				AD Scientific Index - 2023 Mozambique Top 100 Scientists				H INDEX			i10 INDEX			CITATION		
University	Country	Region	World	Name	Country	University	Subject	Total	Last 5 year	Last 5 year / total	Total	Last 5 year	Last 5 year / total	Total	Last 5 year	Last 5 year / total
6	80	58750	1248692	Sofia Vasco	 Mozambique	Universidade Católica de Moçambique	Docente na Universidade Católica de Moçambique - Faculdade de Gestão de Turismo e ... Marketing de Causas Marketing socialmente responsável Marketing Digital Gestão e Empreendedorismo Contabilidade	1	1	1.000	0	0	0	3	3	1.000
16	84	59178	1253439	Fane Benedito Eduardo Duarte Macueia	 Mozambique	Universidade Lúrio	Assistente - Universidade Lurio-Mocambique, Doutorando em Biotecnologia Agricola ... Ciencia e Tecnologia de Alimentos Conservacao da Biodiversidade	1	1	1.000	0	0	0	2	2	1.000
16	84	59178	1253439	Vicente Domingos Dauce	 Mozambique	Universidade Lúrio	Universidade Lúrio GIS Participação Pública Descentralização	1	1	1.000	0	0	0	2	2	1.000
36	86	59683	1258899	Áureo Nhaca	 Mozambique	Universidade Eduardo Mondlane	Universidade Técnica de Moçambique Finanças	1	1	1.000	0	0	0	1	1	1.000
1	86	59683	1258899	Joseph M. Wamala	 Mozambique	Universidade Sao Tomas de Mocambique	Business & Management / Business Administration Business and Social Sciences	1	1	1.000	0	0	0	1	1	1.000
36	86	59683	1258899	Nelio Candido	 Mozambique	Universidade Eduardo Mondlane	Universidade Eduardo Mondlane Psocologia psicossociologia	1	1	1.000	0	0	0	1	1	1.000
4	86	59683	1258899	Americo Mahumane	 Mozambique	Universidade Save	Riscos Ambientais Gestao de Recursos Naturais	1	1	1.000	0	0	0	1	1	1.000
7	86	59683	1258899	Mohammad Gulam Lorgat	 Mozambique	Universidade Católica de Moçambique	Universidade Católica de Moçambique - Faculdade de Engenharia Software Engineering Computer Science HCI	1	1	1.000	0	0	0	1	1	1.000
7	86	59683	1258899	Alba Paulo Mate	 Mozambique	Universidade Católica de Moçambique	Professor de Matemática, Metodologia de pesquisa, Pedagogia e Supervisão Pedagógica Ensino Superior Estudos curriculares Didáctica e Pedagogia	1	1	1.000	0	0	0	1	1	1.000
7	86	59683	1258899	Agostinho Macane	 Mozambique	Universidade Católica de Moçambique	Docente de Economia, Universidade Catolica de Mocambique Economia Monetaria Teoria de Jogo e leiloes	1	1	1.000	0	0	0	1	1	1.000
8	86	59683	1258899	Victor Muianga	 Mozambique	Instituto Nacional de Saude, Mozambique	Docente Filosofia Jornalismo Media Digitais Cibercultura Educação	1	1	1.000	0	0	0	1	1	1.000

				AD Scientific Index - 2023 Mozambique Top 100 Scientists				H INDEX			i10 INDEX			CITATION		
University	Country	Region	World	Name	Country	University	Subject	Total	Last 5 year	Last 5 year / total	Total	Last 5 year	Last 5 year / total	Total	Last 5 year	Last 5 year / total
4	86	59683	1258899	Guedes Basilio	 Mozambique	Universidade Save	Professor de Educação, Universidade Save - Moçambique Políticas de Educação	1	1	1.000	0	0	0	1	1	1.000
2	95	60135	1271812	Mahomed Abdul Razak Mahomed	 Mozambique	Universidade Sao Tomas de Mocambique	Economics & Econometrics / Accounting & Finance Contabilidade Financas	0	0	0	0	0	0	0	0	0
6	95	60135	1271812	Joaquim Gomes Andre Chitata	 Mozambique	Universidade Save	Docente na Universidade Save Análise de Riscos Ambientais Território e Desenvolvimento sustentável	0	0	0	0	0	0	0	0	0
4	95	60135	1271812	Daniel Carlos Saice	 Mozambique	Universidade Zambeze	Engenharia	0	0	0	0	0	0	0	0	0
4	95	60135	1271812	Tomas De Azevedo Julio	 Mozambique	Universidade Zambeze	Economia circular & Adaptação Climática	0	0	0	0	0	0	0	0	0









Table VII A. Mozambique Top 100 Productivity i10 Index









				AD Scientific Index - 2023 Table VII A. Mozambique Top 100 Productivity i10 Index				H INDEX			i10 INDEX			CITATION		
University	Country	Region	World	Name	Country	University	Subject	Total	Last 5 year	Last 5 year / total	Total	Last 5 year	Last 5 year / total	Total	Last 5 year	Last 5 year / total
1	1	356	51373	Albertino Damasceno 	 Mozambique	Universidade Eduardo Mondlane	MedicineMedicine Public health epidemiology cardiology	58	50	0.862	130	116	0.892	46557	40328	0.866
2	2	1308	137425	Jahit Sacarlal 	 Mozambique	Universidade Eduardo Mondlane	FaculdaMedicina	41	26	0.634	69	59	0.855	7268	2867	0.394
3	3	1351	140856	Julie Cliff 	 Mozambique	Universidade Eduardo Mondlane	UniversidaEduardo Mondlane	35	22	0.629	68	43	0.632	4133	1718	0.416
1	4	1881	173964	António Prista 	 Mozambique	Universidade Pedagógica	Universidade Pedagógica Moçambique Exercise Sciences	26	20	0.769	58	36	0.621	2776	1413	0.509
4	5	2710	222319	Salomão Bandeira	 Mozambique	Universidade Eduardo Mondlane	UniversidaEduardo Mondlane marine botany	25	18	0.720	47	29	0.617	2857	1632	0.571
5	6	4042	287073	Julio J. Pinto	 Mozambique	Universidade Eduardo Mondlane	UniversidaEduardo Mondlane ciencias	22	15	0.682	37	21	0.568	3534	1331	0.377
1	7	4209	293765	Neldo Marcelino 	 Mozambique	Universidade Lúrio	History, Philosophy, Theology / History Programacao	23	14	0.609	36	20	0.556	4980	1460	0.293
6	8	4210	293899	Mamudo Ismail	 Mozambique	Universidade Eduardo Mondlane	Associado PatologiaFaculdaMedicinaUniversidaEduardo Mondlane Malária HIV Mortalidade Materna Autópsia	23	20	0.870	36	33	0.917	2770	1406	0.508
7	9	9478	501994	Dinis Juizo	 Mozambique	Universidade Eduardo Mondlane	Universidade Eduardo Mondlane Hydrology and Water Resources Management	15	11	0.733	20	12	0.600	683	365	0.534
1	10	11105	554556	Sonia Maria Mauricio Enosse 	 Mozambique	Instituto Nacional de Saude, Mozambique	Researcher, Instituto Nacional de Saude, Mozambique malaria epidemiology molecular biology research methodology ethics	16	12	0.750	17	14	0.824	823	291	0.354

				AD Scientific Index - 2023 Table VII A. Mozambique Top 100 Productivity i10 Index				H INDEX			i10 INDEX			CITATION		
University	Country	Region	World	Name	Country	University	Subject	Total	Last 5 year	Last 5 year / total	Total	Last 5 year	Last 5 year / total	Total	Last 5 year	Last 5 year / total
2	11	13695	637726	Ana Paula Abílio	 Mozambique	Instituto Nacional de Saude, Mozambique	Instituto Nacional de Saude	13	13	1.000	14	14	1.000	524	415	0.792
8	12	14324	653487	Mamudo Saide	 Mozambique	Universidade Eduardo Mondlane	Universidade Eduardo Mondlane Poluição Marinha Ecologia Marinha Mudanças climáticas Religião qualidade de agua	11	7	0.636	14	4	0.286	443	235	0.530
1	13	14879	671870	Salvador Forquilha 	 Mozambique	Institute for Social and Economic Studies	Senior Researcher, Institute for Social and Economic Studies - IESE Mozambique Politics	12	9	0.750	13	9	0.692	423	241	0.570
10	15	15789	699917	Armando Jorge Lopes	 Mozambique	Universidade Eduardo Mondlane	Social Sciences / Linguistics and Literature Línguas Tradução Análise Contrastiva do Discurso Psicologia Cognitiva Retórica	11	7	0.636	12	5	0.417	633	215	0.340
9	14	15595	693146	Tufária Mussá	 Mozambique	Universidade Eduardo Mondlane	Faculdade de Medicina, Universidade Eduardo Mondlane, Mozambique Immunology virology vaccinology Tuberculosis	12	9	0.750	12	9	0.750	454	228	0.502
2	16	16933	731402	Silvio Pedro José Saranga	 Mozambique	Universidade Pedagógica	Language SciencesCommunication Desporto	11	6	0.545	11	3	0.273	356	114	0.320
11	17	18393	773396	Margarida Paulo	 Mozambique	Universidade Eduardo Mondlane	Social Sciences / Anthropology Health illness and treatment	10	6	0.600	10	4	0.400	324	92	0.284
12	18	19181	796938	Daniel Zacarias	 Mozambique	Universidade Eduardo Mondlane	Universidade Eduardo Mondlane Tourism Ecology and Evolution Macroecology Biogeography	9	8	0.889	9	8	0.889	393	315	0.802
13	19	19772	808621	Antonio Cipriano Parafino Gonçalves	 Mozambique	Universidade Eduardo Mondlane	Professor de Política e Filosofia da Educação (Universidade Eduardo Mondlane) Políticas de Educação Ética Filosofia da Educação Direito a Educação Educação Profissional	9	8	0.889	9	5	0.556	231	142	0.615
14	20	19998	812889	Hildebrando João Gani Jeque	 Mozambique	Universidade Eduardo Mondlane	Universidade Eduardo Mondlane Engenharia de Software	9	9	1.000	8	8	1.000	544	391	0.719
2	21	20042	814272	Harith Farooq	 Mozambique	Universidade Lúrio	Biodiversity conservation amphibians reptiles GGBC 	9	8	0.889	8	8	1.000	452	440	0.973

				AD Scientific Index - 2023 Table VII A. Mozambique Top 100 Productivity i10 Index				H INDEX			i10 INDEX			CITATION		
University	Country	Region	World	Name	Country	University	Subject	Total	Last 5 year	Last 5 year / total	Total	Last 5 year	Last 5 year / total	Total	Last 5 year	Last 5 year / total
16	23	20831	833663	Inocente Mutimucuo	 Mozambique	Universidade Eduardo Mondlane	Professor de Educacao em Ciencias Naturais, Universidade Eduardo Mondlane dificuldades de aprendizagem estudos curriculares	8	7	0.875	8	6	0.750	362	246	0.680
15	22	20561	822425	Luís Cristóvão	 Mozambique	Universidade Eduardo Mondlane	Universidade Eduardo Mondlane- Faculdade de Engenharia Mechanical Engineering Energy and Environment	9	6	0.667	8	5	0.625	186	102	0.548
1	24	24721	898342	Ivo Amildon Ricardo	 Mozambique	Universidade Save	Assistente estagiário, Universidade Save (Moçambique) e Doutorando em Química Analítica/Ambiental, Universidade Federal de Uberlândia (Brasil). Química Analítica/Ambiental Processos de Oxidação Avançada.	6	6	1.000	6	6	1.000	217	217	1.000
3	25	24735	898551	Ayubo Kampango	 Mozambique	Instituto Nacional de Saude, Mozambique	Instituto Nacional de Saúde (INS) Mosquito community ecology	6	6	1.000	6	5	0.833	206	149	0.723
3	26	26524	919370	Isabel Silva	 Mozambique	Universidade Lúrio	Lurio University Conservation Marine biology Marine ecology	6	5	0.833	5	3	0.600	156	107	0.686
4	27	27341	928300	Paulo	 Mozambique	Instituto Nacional de Saude, Mozambique	Arnaldo Malaria epidemiology	5	5	1.000	5	5	1.000	116	91	0.784
17	28	27630	931411	Celia Macamo	 Mozambique	Universidade Eduardo Mondlane	Lecturer, Universidade Eduardo Mondlane Marine ecology	7	7	1.000	4	4	1.000	174	144	0.828
1	30	30044	954216	Paulino nherere Paulino	 Mozambique	Universidade Católica de Moçambique	Estudante de física, universidade católica de Moçambique trabalho de campo	4	4	1.000	4	4	1.000	138	109	0.790
2	29	28893	942067	Egidio Chaimite	 Mozambique	Institute for Social and Economic Studies	Researcher at the Institute for Social and Economic Studies Politics and Development	6	5	0.833	4	3	0.750	92	75	0.815
18	31	31308	964014	Momade Ibraimo	 Mozambique	Universidade Eduardo Mondlane	Universidade Eduardo Mondlane Energia	5	5	1.000	3	2	0.667	191	68	0.356

				AD Scientific Index - 2023 Table VII A. Mozambique Top 100 Productivity i10 Index				H INDEX			i10 INDEX			CITATION		
University	Country	Region	World	Name	Country	University	Subject	Total	Last 5 year	Last 5 year / total	Total	Last 5 year	Last 5 year / total	Total	Last 5 year	Last 5 year / total
5	33	32828	974214	Ídalecia Cossa	 Mozambique	Instituto Nacional de Saude, Mozambique	Insitituto Nacional de Saude Intestinal parasites parasites gastrointestinal infection neglected tropical disease	4	4	1.000	3	3	1.000	85	85	1.000
20	34	32854	974287	Alfredo Bjc Nhantumbo	 Mozambique	Universidade Eduardo Mondlane	Eduardo Mondlane University Agricultural Engineering	4	3	0.750	3	1	0.333	84	20	0.238
19	32	32035	968494	Fialho Nehama	 Mozambique	Universidade Eduardo Mondlane	Eduardo Mondlane University, School of Marine and Coastal Sciences marine science numerical modelling physical oceanography	5	5	1.000	3	3	1.000	78	70	0.897
21	35	33107	975318	Sosdito Mananze	 Mozambique	Universidade Eduardo Mondlane	Escola Superior de Desenvolvimento Rural, Universidade Eduardo Mondlane Remote Sensing of Agriculture	4	4	1.000	3	3	1.000	56	55	0.982
22	36	34852	987691	Jonas Valente Matsinhe	 Mozambique	Universidade Eduardo Mondlane	Universidade Eduardo Mondlane Resíduos industriais cinzas de carvão mineral zeólitas aluminossilicatos	4	3	0.750	2	1	0.500	103	98	0.951
25	42	35824	993226	Quintilia Da Conceição Nicolau	 Mozambique	Universidade Eduardo Mondlane	Faculdade de Veterinária, universidade Eduardo Mondlane Avicultura cadeia de produção zoonoses Economia da saúde e produção animal	3	2	0.667	2	1	0.500	90	74	0.822
3	43	35838	993286	Nelson Amade	 Mozambique	Universidade Católica de Moçambique	Information Management Information Technology Geographical Information Technologies adoption models	3	3	1.000	2	2	1.000	86	83	0.965
23	37	35213	989379	Horacio Zimba	 Mozambique	Universidade Eduardo Mondlane	Assistant Professor of Information Science, Eduardo Mondlane University System Analysis and Design Information Architecture Information Modeling	4	2	0.500	2	0	0.000	63	22	0.349
3	38	35330	989845	Bendita Donaciano	 Mozambique	Universidade Pedagógica	Docente na Universidade Pedagógica de Moçambique Pesquisar sobre a relação professor-aluno na aprendizagem pesquisar sobre inteligência emocional pesquisar sobre o processo	4	3	0.750	2	1	0.500	57	24	0.421
6	39	35416	990222	Benilde Munlela	 Mozambique	Instituto Nacional de Saude, Mozambique	Instituto Nacional de Saude (INS)- Moçambique rotavirus whole genome characterization evolutionary analysis	4	4	1.000	2	2	1.000	52	52	1.000

				AD Scientific Index - 2023 Table VII A. Mozambique Top 100 Productivity i10 Index				H INDEX			i10 INDEX			CITATION		
University	Country	Region	World	Name	Country	University	Subject	Total	Last 5 year	Last 5 year / total	Total	Last 5 year	Last 5 year / total	Total	Last 5 year	Last 5 year / total
2	40	35435	990302	Lucas Lavo Antonio Jimo Miguel	 Mozambique	Universidade Católica de Moçambique	Universidade Católica de Moçambique Geology and Higher Education	4	4	1.000	2	2	1.000	51	51	1.000
24	41	35493	990513	Helsio Azevedo	 Mozambique	Universidade Eduardo Mondlane	Univerdidade Eduardo Mondlane Tourism Environmental Geography Climate Changes Conservation	4	3	0.750	2	0	0.000	48	29	0.604
4	44	36338	995200	Manuel Mahoche	 Mozambique	Universidade Lúrio	Universidade Lúrio Saúde Coletiva Epidemiologia Ciências de Saúde	3	3	1.000	2	2	1.000	30	30	1.000
5	46	36822	998460	Julião Chaque	 Mozambique	Universidade Lúrio	Estudante de Engenharia, Universidade Lúrio Geociências Ciências Exactas Engenharia	5	4	0.800	1	1	1.000	159	144	0.906
26	45	36782	998228	Eugenia Cossa	 Mozambique	Universidade Eduardo Mondlane	Professor of science education gender water and climate change education teacher student	6	4	0.667	1	1	1.000	77	51	0.662
28	48	37222	1001090	Avelino Isaias Mondlhane	 Mozambique	Universidade Eduardo Mondlane	Eduardo mondlane University Decision Theory	4	2	0.500	1	1	1.000	74	45	0.608
2	49	37248	1001252	Albino Alves Simione	 Mozambique	Universidade Save	Save Administração e Gestão de Organizações	4	4	1.000	1	1	1.000	68	49	0.721
5	57	38437	1007650	António Dauda	 Mozambique	Universidade Pedagógica	Estudante de Licenciatura em Língua Inglesa, Universidade Pedagógica pesquisa geral investigação científica	2	2	1.000	1	1	1.000	66	21	0.318
6	52	37794	1004310	Custodio Efraim Matavel	 Mozambique	Universidade Lúrio	Faculty of Agrarian Sciences, Universidade Lurio Agriculture Social Science Agricultural Economics Econometrics Rural Development	3	3	1.000	1	1	1.000	65	64	0.985
27	47	37115	1000198	Ana Silva Fernandes	 Mozambique	Universidade Eduardo Mondlane	Dinâmia'CET-IUL (PT) + CEAU-FAUP (PT) + CEDH-FAPF-UEM (MZ) architecture urban studies informal settlements african studies postcolonialism	5	3	0.600	1	0	0.000	46	25	0.543
3	50	37565	1002824	Moises Silvestre Siúta	 Mozambique	Institute for Social and Economic Studies	Researcher at IESE Mozambique Economic development Poverty Inequality public finance financial inclusion	4	3	0.750	1	1	1.000	39	30	0.769
29	51	37588	1002908	Mahomed Sidique Abdul Cadar Dadá	 Mozambique	Universidade Eduardo Mondlane	Anatomy Associate professor Human Anatomy ENT Public Health Epidemiology Foreign Bodies	4	1	0.250	1	0	0.000	38	8	0.211

AD Scientific Index - 2023 Table VII A. Mozambique Top 100 Productivity i10 Index							H INDEX			i10 INDEX			CITATION			
University	Country	Region	World	Name	Country	University	Subject	Total	Last 5 year	Last 5 year / total	Total	Last 5 year	Last 5 year / total	Total	Last 5 year	Last 5 year / total
31	60	39122	1011226	António Melo	 Mozambique	Universidade Eduardo Mondlane	Universidade Eduardo Mondlane Agriculture	1	1	1.000	1	1	1.000	31	31	1.000
7	53	38119	1005835	Simone Salvador Boene	 Mozambique	Instituto Nacional de Saude, Mozambique	Instituto Nacional de Saude (INS) Biologia Molecular Análise filogenética Malária Marcadores de resistência antimalários	3	3	1.000	1	1	1.000	30	30	1.000
7	54	38174	1006069	Acácio Salamandane	 Mozambique	Universidade Lúrio	Universidade Lúrio	3	3	1.000	1	1	1.000	27	27	1.000
30	55	38188	1006149	Alcides Siteo	 Mozambique	Universidade Eduardo Mondlane	Assistant Professor, Eduardo Mondlane University Polymer Ceramic and Glass	3	3	1.000	1	1	1.000	26	26	1.000
4	56	38231	1006343	Camilo Ussene	 Mozambique	Universidade Pedagógica	Professor de Psicologia Vocacional, Universidade Pedagógica Maputo Psicologia Vocacional da Aprendizagem do Desenvolvimento e Educação Currículo	3	2	0.667	1	0	0.000	24	14	0.583
1	58	38699	1008834	Augusto Bene Tomé Constantino	 Mozambique	Universidade Zambeze	Docente, Universidade Zambeze tecnologia farmacêutica ciência e tecnologia de alimentos	2	2	1.000	1	1	1.000	23	23	1.000
4	59	38712	1008921	Sueco Albino Cipriano	 Mozambique	Universidade Católica de Moçambique	Docente universitario, Universidade Católica de Moçambique Produção Vegetal	2	2	1.000	1	1	1.000	22	21	0.955
6	61	39243	1011871	Ezio Lorenzo Bono	 Mozambique	Universidade Pedagógica	Professor of Philosophy, Universidade Pedagógica Moçambique Contemporary philosophy African philosophy Philosophy of education	1	1	1.000	1	0	0.000	12	9	0.750
3	62	39263	1011978	Joaquim Uamusse	 Mozambique	Universidade Save	Estudante de nível superior (GADEC), Universidade Save-Maxixe Geografia de Moçambique	1	1	1.000	1	0	0.000	10	3	0.300
2	63	39423	1013172	Geraldo Acácio Mabasso	 Mozambique	Universidade Zambeze	Engenharia Agrícola Pós-Colheita Agronomia 	4	4	1.000	0	0	0	32	32	1.000
8	64	39496	1013610	Adinane Assane	 Mozambique	Universidade Lúrio	Universidade lurio, nampula, Medicina geral Medicina	3	3	1.000	0	0	0	28	22	0.786

				AD Scientific Index - 2023 Table VII A. Mozambique Top 100 Productivity i10 Index				H INDEX			i10 INDEX			CITATION		
University	Country	Region	World	Name	Country	University	Subject	Total	Last 5 year	Last 5 year / total	Total	Last 5 year	Last 5 year / total	Total	Last 5 year	Last 5 year / total
3	65	39985	1016194	Sergio Feliciano Come	 Mozambique	Universidade Zambeze	Universidade Zambeze Extensão rural adopção de tecnologias agrárias gestão de recursos naturais processos participativos na extensão rural	2	2	1.000	0	0	0	9	9	1.000
5	65	39985	1016194	Domingos Luis Rhongo	 Mozambique	Universidade Católica de Moçambique	Universidade Católica de Moçambique TICs e Desenvolvimento Economico	2	2	1.000	0	0	0	9	9	1.000
8	68	40171	1017250	José Chamesanga Alvaro	 Mozambique	Universidade Pedagógica	Universidade Pedagógica de Maputo Agronomia	1	1	1.000	0	0	0	6	6	1.000
7	67	40086	1016756	Cristiano Pires	 Mozambique	Universidade Pedagógica	Professor de Biologia, Universidade Pedagógica de Maputo Biologia do compoertamento etologia cronobiologia biologia evolutiva ecologia animal	2	1	0.500	0	0	0	5	4	0.800
9	69	40234	1017632	Mauricio Vasco Nhachengo	 Mozambique	Universidade Pedagógica	Professor de Psicologia, Universidade Pedagógica de Maputo Desenvolvimento Humano Aprendizagem Cognição Psicometria	1	1	1.000	0	0	0	4	4	1.000
4	70	40431	1018617	Guedes Basilio	 Mozambique	Universidade Save	Professor de Educação, Universidade Save - Moçambique Políticas de Educação	1	1	1.000	0	0	0	1	1	1.000
1	70	40431	1018617	Joseph M. Wamala	 Mozambique	Universidade Sao Tomas de Mocambique	Business and Social Sciences	1	1	1.000	0	0	0	1	1	1.000
1	70	40431	1018617	Áureo Nhaca	 Mozambique	Universidade Técnica de Moçambique	Economics & Econometrics / Accounting & Finance Finanças	1	1	1.000	0	0	0	1	1	1.000
5	73	40510	1019046	Americo Mahumane	 Mozambique	Universidade Save	Riscos Ambientais Gestao de Recursos Naturais	0	0	0	0	0	0	0	0	0
4	73	40510	1019046	Tomas De Azevedo Julio	 Mozambique	Universidade Zambeze	Economia circular & Desenvolvimento Sustentável	0	0	0	0	0	0	0	0	0
4	73	40510	1019046	Daniel Carlos Saice	 Mozambique	Universidade Zambeze	Engenharia	0	0	0	0	0	0	0	0	0
5	73	40510	1019046	Joaquim Gomes Andre Chitata	 Mozambique	Universidade Save	Docente na Universidade Save Análise de Riscos Ambientais Território e Desenvolvimento sustentável	0	0	0	0	0	0	0	0	0






AD Scientific Index - 2023 Table VII A. Mozambique Top 100 Productivity i10 Index								H INDEX			i10 INDEX			CITATION		
University	Country	Region	World	Name	Country	University	Subject	Total	Last 5 year	Last 5 year / total	Total	Last 5 year	Last 5 year / total	Total	Last 5 year	Last 5 year / total
2	73	40510	1019046	Mahomed Abdul Razak Mahomed	 Mozambique	Universidade Sao Tomas de Mocambique	Economics & Econometrics / Accounting & Finance Contabilidade Financas	0	0	0	0	0	0	0	0	0

Table VII B. Mozambique Top 100 Last 5 Years i10 Index

AD Scientific Index - 2023 Table VII B. Mozambique Top 100 Last 5 Years i10 Index								H INDEX			i10 INDEX			CITATION		
University	Country	Region	World	Name	Country	University	Subject	Total	Last 5 year	Last 5 year / total	Total	Last 5 year	Last 5 year / total	Total	Last 5 year	Last 5 year / total
1	1	219	31015	Albertino Damasceno 	 Mozambique	Universidade Eduardo Mondlane	MedicineMedicine Public health epidemiology cardiology	58	50	0.862	130	116	0.892	46557	40328	0.866
2	2	996	103052	Jahit Sacarlal 	 Mozambique	Universidade Eduardo Mondlane	FaculdaMedicina	41	26	0.634	69	59	0.855	7268	2867	0.394
3	3	1874	162046	Julie Cliff 	 Mozambique	Universidade Eduardo Mondlane	UniversidaEduardo Mondlane	35	22	0.629	68	43	0.632	4133	1718	0.416

				AD Scientific Index - 2023 Table VII B. Mozambique Top 100 Last 5 Years i10 Index				H INDEX			i10 INDEX			CITATION		
University	Country	Region	World	Name	Country	University	Subject	Total	Last 5 year	Last 5 year / total	Total	Last 5 year	Last 5 year / total	Total	Last 5 year	Last 5 year / total
1	4	2587	203249	António Prista 	 Mozambique	Universidade Pedagógica	Universidade Pedagógica Moçambique Exercise Sciences	26	20	0.769	58	36	0.621	2776	1413	0.509
4	5	2975	224721	Mamudo Ismail	 Mozambique	Universidade Eduardo Mondlane	Associado PatologiaFaculdaMedicinaUniversidaEduardo Mondlane Malária HIV Mortalidade Materna Autópsia	23	20	0.870	36	33	0.917	2770	1406	0.508
5	6	3636	261110	Salomão Bandeira	 Mozambique	Universidade Eduardo Mondlane	UniversidaEduardo Mondlane marine botany	25	18	0.720	47	29	0.617	2857	1632	0.571
6	7	5841	364851	Julio J. Pinto	 Mozambique	Universidade Eduardo Mondlane	UniversidaEduardo Mondlane ciencias	22	15	0.682	37	21	0.568	3534	1331	0.377
1	8	6291	384811	Neldo Marcelino 	 Mozambique	Universidade Lúrio	History, Philosophy, Theology / History Programacao	23	14	0.609	36	20	0.556	4980	1460	0.293
2	10	10070	525625	Sonia Maria Mauricio Enosse 	 Mozambique	Instituto Nacional de Saude, Mozambique	Researcher, Instituto Nacional de Saude, Mozambique malaria epidemiology molecular biology research methodology ethics	16	12	0.750	17	14	0.824	823	291	0.354
1	9	9686	513609	Ana Paula Abílio	 Mozambique	Instituto Nacional de Saude, Mozambique	Instituto Nacional de Saude	13	13	1.000	14	14	1.000	524	415	0.792
7	11	11775	584860	Dinis Juizo	 Mozambique	Universidade Eduardo Mondlane	Universidade Eduardo Mondlane Hydrology and Water Resources Management	15	11	0.733	20	12	0.600	683	365	0.534
8	13	15804	702352	Tufária Mussá	 Mozambique	Universidade Eduardo Mondlane	Faculdade de Medicina, Universidade Eduardo Mondlane, Mozambique Immunology virology vaccinology Tuberculosis	12	9	0.750	12	9	0.750	454	228	0.502
1	12	15713	700895	Salvador Forquilha 	 Mozambique	Institute for Social and Economic Studies	Senior Researcher, Institute for Social and Economic Studies - IESE Mozambique Politics	12	9	0.750	13	9	0.692	423	241	0.570
9	14	16124	710228	Hildebrando João Gani Jeque	 Mozambique	Universidade Eduardo Mondlane	Universidade Eduardo Mondlane Engenharia de Software	9	9	1.000	8	8	1.000	544	391	0.719

				AD Scientific Index - 2023 Table VII B. Mozambique Top 100 Last 5 Years i10 Index				H INDEX			i10 INDEX			CITATION		
University	Country	Region	World	Name	Country	University	Subject	Total	Last 5 year	Last 5 year / total	Total	Last 5 year	Last 5 year / total	Total	Last 5 year	Last 5 year / total
2	15	16862	729783	Harith Farooq	 Mozambique	Universidade Lúrio	Biodiversity conservation amphibians reptiles GGBC	9	8	0.889	8	8	1.000	452	440	0.973
10	16	16991	734796	Daniel Zacarias	 Mozambique	Universidade Eduardo Mondlane	Universidade Eduardo Mondlane Tourism Ecology and Evolution Macroecology Biogeography	9	8	0.889	9	8	0.889	393	315	0.802
11	17	20232	808599	Inocente Mutimucuio	 Mozambique	Universidade Eduardo Mondlane	Professor de Educacao em Ciencias Naturais, Universidade Eduardo Mondlane dificuldades de aprendizagem estudos curriculares	8	7	0.875	8	6	0.750	362	246	0.680
1	18	21051	824938	Ivo Amildon Ricardo 	 Mozambique	Universidade Save	Assistente estagiário, Universidade Save (Moçambique) e Doutorando em Química Analítica/Ambiental, Universidade Federal de Uberlândia (Brasil). Química Analítica/Ambiental Processos de Oxidação Avançada.	6	6	1.000	6	6	1.000	217	217	1.000
13	20	21809	839525	Armando Jorge Lopes	 Mozambique	Universidade Eduardo Mondlane	Social Sciences / Linguistics and Literature Línguas Tradução Análise Contrastiva do Discurso Psicologia Cognitiva Retórica	11	7	0.636	12	5	0.417	633	215	0.340
12	19	21569	833500	Antonio Cipriano Parafino Gonçalves	 Mozambique	Universidade Eduardo Mondlane	Professor de Política e Filosofia da Educação (Universidade Eduardo Mondlane) Políticas de Educação Ética Filosofia da Educação Direito a Educação Educação Profissional	9	8	0.889	9	5	0.556	231	142	0.615
3	21	23006	859119	Ayubo Kampango	 Mozambique	Instituto Nacional de Saude, Mozambique	Instituto Nacional de Saude (INS) Mosquito community ecology	6	6	1.000	6	5	0.833	206	149	0.723
14	22	23396	863004	Luís Cristóvão	 Mozambique	Universidade Eduardo Mondlane	Universidade Eduardo Mondlane- Faculdade de Engenharia Mechanical Engineering Energy and Environment	9	6	0.667	8	5	0.625	186	102	0.548
4	23	23782	870027	Paulo	 Mozambique	Instituto Nacional de Saude, Mozambique	Arnaldo Malaria epidemiology	5	5	1.000	5	5	1.000	116	91	0.784
15	24	23978	873389	Mamudo Saide	 Mozambique	Universidade Eduardo Mondlane	Universidade Eduardo Mondlane Poluição Marinha Ecologia Marinha Mudanças climáticas Religião qualidade de agua	11	7	0.636	14	4	0.286	443	235	0.530

				AD Scientific Index - 2023 Table VII B. Mozambique Top 100 Last 5 Years i10 Index				H INDEX			i10 INDEX			CITATION		
University	Country	Region	World	Name	Country	University	Subject	Total	Last 5 year	Last 5 year / total	Total	Last 5 year	Last 5 year / total	Total	Last 5 year	Last 5 year / total
17	26	25499	893199	Margarida Paulo	 Mozambique	Universidade Eduardo Mondlane	Social Sciences / Anthropology Health illness and treatment	10	6	0.600	10	4	0.400	324	92	0.284
16	25	24228	877744	Celia Macamo	 Mozambique	Universidade Eduardo Mondlane	Lecturer, Universidade Eduardo Mondlane Marine ecology	7	7	1.000	4	4	1.000	174	144	0.828
1	27	26746	909369	Paulino nherere Paulino	 Mozambique	Universidade Católica de Moçambique	Estudante de física, universidade católica de Moçambique trabalho de campo	4	4	1.000	4	4	1.000	138	109	0.790
2	28	27637	920366	Silvio Pedro José Saranga	 Mozambique	Universidade Pedagógica	Language SciencesCommunication Desporto	11	6	0.545	11	3	0.273	356	114	0.320
3	29	28559	930233	Isabel Silva	 Mozambique	Universidade Lúrio	Lurio University Conservation Marine biology Marine ecology	6	5	0.833	5	3	0.600	156	107	0.686
2	30	29076	933985	Egidio Chaimite	 Mozambique	Institute for Social and Economic Studies	Researcher at the Institute for Social and Economic Studies Politics and Development	6	5	0.833	4	3	0.750	92	75	0.815
5	32	29781	941347	Idalecia Cossa	 Mozambique	Instituto Nacional de Saude, Mozambique	Insitituto Nacional de Saúde Intestinal parasites parasites gastrointestinal infection neglected tropical disease	4	4	1.000	3	3	1.000	85	85	1.000
18	31	29155	934440	Fialho Nehama	 Mozambique	Universidade Eduardo Mondlane	Eduardo Mondlane University, School of Marine and Coastal Sciences marine science numerical modelling physical oceanography	5	5	1.000	3	3	1.000	78	70	0.897
19	33	30154	943328	Sosdito Mananze	 Mozambique	Universidade Eduardo Mondlane	Escola Superior de Desenvolvimento Rural, Universidade Eduardo Mondlane Remote Sensing of Agriculture	4	4	1.000	3	3	1.000	56	55	0.982
20	34	31811	959497	Momade Ibraimo	 Mozambique	Universidade Eduardo Mondlane	Universidade Eduardo Mondlane Energia	5	5	1.000	3	2	0.667	191	68	0.356
3	37	33607	972905	Nelson Amade	 Mozambique	Universidade Católica de Moçambique	Information Management Information Technology Geographical Information Technologies adoption models	3	3	1.000	2	2	1.000	86	83	0.965

				AD Scientific Index - 2023 Table VII B. Mozambique Top 100 Last 5 Years i10 Index				H INDEX			i10 INDEX			CITATION		
University	Country	Region	World	Name	Country	University	Subject	Total	Last 5 year	Last 5 year / total	Total	Last 5 year	Last 5 year / total	Total	Last 5 year	Last 5 year / total
6	35	33100	968778	Benilde Munlela	 Mozambique	Instituto Nacional de Saude, Mozambique	Instituto Nacional de Saude (INS)- Moçambique rotavirus whole genome characterization evolutionary analysis	4	4	1.000	2	2	1.000	52	52	1.000
2	36	33128	968934	Lucas Lavo Antonio Jimo Miguel	 Mozambique	Universidade Católica de Moçambique	Universidade Católica de Moçambique Geology and Higher Education	4	4	1.000	2	2	1.000	51	51	1.000
4	38	34239	976095	Manuel Mahoche	 Mozambique	Universidade Lúrio	Universidade Lúrio Saúde Coletiva Epidemiologia Ciências de Saúde	3	3	1.000	2	2	1.000	30	30	1.000
5	39	35323	985035	Julião Chaque	 Mozambique	Universidade Lúrio	Estudante de Engenharia, Universidade Lúrio Geociências Ciências Exactas Engenharia	5	4	0.800	1	1	1.000	159	144	0.906
22	42	36315	992037	Jonas Valente Matsinhe	 Mozambique	Universidade Eduardo Mondlane	Universidade Eduardo Mondlane Resíduos industriais cinzas de carvão mineral zeólitas aluminossilicatos	4	3	0.750	2	1	0.500	103	98	0.951
25	50	37376	998695	Quintilia Da Conceição Nicolau	 Mozambique	Universidade Eduardo Mondlane	Faculdade de Veterinária, universidade Eduardo Mondlane Avicultura cadeia de produção zoonoses Economia da saúde e produção animal	3	2	0.667	2	1	0.500	90	74	0.822
24	49	37272	997485	Alfredo Bjc Nhantumbo	 Mozambique	Universidade Eduardo Mondlane	Eduardo Mondlane University Agricultural Engineering	4	3	0.750	3	1	0.333	84	20	0.238
21	40	35771	988682	Eugenia Cossa	 Mozambique	Universidade Eduardo Mondlane	Professor of science education gender water and climate change education teacher student	6	4	0.667	1	1	1.000	77	51	0.662
26	51	37540	999408	Avelino Isaias Mondlhane	 Mozambique	Universidade Eduardo Mondlane	Eduardo mondlane University Decision Theory	4	2	0.500	1	1	1.000	74	45	0.608
2	41	35824	988958	Albino Alves Simione	 Mozambique	Universidade Save	Save Administração e Gestão de Organizações	4	4	1.000	1	1	1.000	68	49	0.721
4	53	37827	1001037	António Dauda	 Mozambique	Universidade Pedagógica	Estudante de Licenciatura em Língua Inglesa, Universidade Pedagógica pesquisa geral investigação científica	2	2	1.000	1	1	1.000	66	21	0.318
6	43	36428	992754	Custodio Efraim Matavel	 Mozambique	Universidade Lúrio	Faculty of Agrarian Sciences, Universidade Lurio Agriculture Social Science Agricultural Economics Econometrics Rural Development	3	3	1.000	1	1	1.000	65	64	0.985

				AD Scientific Index - 2023 Table VII B. Mozambique Top 100 Last 5 Years i10 Index				H INDEX			i10 INDEX			CITATION		
University	Country	Region	World	Name	Country	University	Subject	Total	Last 5 year	Last 5 year / total	Total	Last 5 year	Last 5 year / total	Total	Last 5 year	Last 5 year / total
3	48	37218	997210	Bendita Donaciano	 Mozambique	Universidade Pedagógica de Moçambique	Docente na Universidade Pedagógica de Moçambique Pesquisar sobre a relação professor-aluno na aprendizagem pesquisar sobre inteligência emocional pesquisar sobre o processo	4	3	0.750	2	1	0.500	57	24	0.421
3	44	37030	996330	Moises Silvestre Siúta	 Mozambique	Institute for Social and Economic Studies	Researcher at IESE Mozambique Economic development Poverty Inequality public finance financial inclusion	4	3	0.750	1	1	1.000	39	30	0.769
27	55	38224	1003526	António Melo	 Mozambique	Universidade Eduardo Mondlane	Universidade Eduardo Mondlane Agriculture	1	1	1.000	1	1	1.000	31	31	1.000
7	44	37030	996330	Simone Salvador Boene	 Mozambique	Instituto Nacional de Saúde, Moçambique	Instituto Nacional de Saúde (INS) Biologia Molecular Análise filogenética Malária Marcadores de resistência antimalários	3	3	1.000	1	1	1.000	30	30	1.000
7	46	37134	996832	Acácio Salamandane	 Mozambique	Universidade Lúrio	Universidade Lúrio	3	3	1.000	1	1	1.000	27	27	1.000
23	47	37156	996965	Alcides Siteo	 Mozambique	Universidade Eduardo Mondlane	Assistant Professor, Eduardo Mondlane University Polymer Ceramic and Glass	3	3	1.000	1	1	1.000	26	26	1.000
1	52	37782	1000792	Augusto Bene Tomé Constantino	 Mozambique	Universidade Zambeze	Docente, Universidade Zambeze tecnologia farmacêutica ciência e tecnologia de alimentos	2	2	1.000	1	1	1.000	23	23	1.000
4	53	37827	1001037	Sueco Albino Cipriano	 Mozambique	Universidade Católica de Moçambique	Docente universitario, Universidade Católica de Moçambique Produção Vegetal	2	2	1.000	1	1	1.000	22	21	0.955
30	60	39326	1012329	Horacio Zimba	 Mozambique	Universidade Eduardo Mondlane	Assistant Professor of Information Science, Eduardo Mondlane University System Analysis and Design Information Architecture Information Modeling	4	2	0.500	2	0	0.000	63	22	0.349
28	57	38938	1009708	Helsio Azevedo	 Mozambique	Universidade Eduardo Mondlane	Univerdidade Eduardo Mondlane Tourism Environmental Geography Climate Changes Conservation	4	3	0.750	2	0	0.000	48	29	0.604
29	58	38988	1010309	Ana Silva Fernandes	 Mozambique	Universidade Eduardo Mondlane	Dinâmia'CET-IUL (PT) + CEAU-FAUP (PT) + CEDH-FAPF-UEM (MZ) architecture urban studies informal settlements african studies postcolonialism	5	3	0.600	1	0	0.000	46	25	0.543

				AD Scientific Index - 2023 Table VII B. Mozambique Top 100 Last 5 Years i10 Index				H INDEX			i10 INDEX			CITATION		
University	Country	Region	World	Name	Country	University	Subject	Total	Last 5 year	Last 5 year / total	Total	Last 5 year	Last 5 year / total	Total	Last 5 year	Last 5 year / total
31	65	40013	1016102	Mahomed Sidique Abdul Cadar Dadá	 Mozambique	Universidade Eduardo Mondlane	Anatomy Associate professor Human Anatomy ENT Public Health Epidemiology Foreign Bodies	4	1	0.250	1	0	0.000	38	8	0.211
2	56	38781	1008078	Geraldo Acácio Mabasso	 Mozambique	Universidade Zambeze	Engenharia Agrícola Pós-Colheita Agronomia	4	4	1.000	0	0	0	32	32	1.000
8	59	39067	1010862	Adinane Assane	 Mozambique	Universidade Lúrio	Universidade lurio, nampula, Medicina geral Medicina	3	3	1.000	0	0	0	28	22	0.786
5	61	39554	1013377	Camilo Ussene	 Mozambique	Universidade Pedagógica	Professor de Psicologia Vocacional. Universidade Pedagógica Maputo Psicologia Vocacional da Aprendizagem do Desenvolvimento e Educação Currículo	3	2	0.667	1	0	0.000	24	14	0.583
6	64	39993	1015971	Ezio Lorenzo Bono	 Mozambique	Universidade Pedagógica	Professor of Philosophy, Universidade Pedagógica Moçambique Contemporary philosophy African philosophy Philosophy of education	1	1	1.000	1	0	0.000	12	9	0.750
3	69	40228	1017421	Joaquim Uamusse	 Mozambique	Universidade Save	Estudante de nível superior (GADEC), Universidade Save-Maxixe Geografia de Moçambique	1	1	1.000	1	0	0.000	10	3	0.300
5	62	39809	1014861	Domingos Luis Rhongo	 Mozambique	Universidade Católica de Moçambique	Universidade Católica de Moçambique TICs e Desenvolvimento Economico	2	2	1.000	0	0	0	9	9	1.000
3	62	39809	1014861	Sergio Feliciano Come	 Mozambique	Universidade Zambeze	Universidade Zambeze Extensão rural adoção de tecnologias agrárias gestão de recursos naturais processos participativos na extensão rural	2	2	1.000	0	0	0	9	9	1.000
7	66	40077	1016492	José Chamesanga Álvaro	 Mozambique	Universidade Pedagógica	Universidade Pedagógica de Maputo Agronomia	1	1	1.000	0	0	0	6	6	1.000
8	67	40164	1017031	Cristiano Pires	 Mozambique	Universidade Pedagógica	Professor de Biologia, Universidade Pedagógica de Maputo Biologia do compoertamento etologia cronobiologia biologia evolutiva ecologia animal	2	1	0.500	0	0	0	5	4	0.800
8	67	40164	1017031	Mauricio Vasco Nhachengo	 Mozambique	Universidade Pedagógica	Professor de Psicologia, Universidade Pedagógica de Maputo Desenvolvimento Humano Aprendizagem Cognição Psicometria	1	1	1.000	0	0	0	4	4	1.000

AD Scientific Index - 2023 Table VII B. Mozambique Top 100 Last 5 Years i10 Index								H INDEX			i10 INDEX			CITATION		
University	Country	Region	World	Name	Country	University	Subject	Total	Last 5 year	Last 5 year / total	Total	Last 5 year	Last 5 year / total	Total	Last 5 year	Last 5 year / total
4	70	40396	1018331	Guedes Basilio	 Mozambique	Universidade Save	Professor de Educação, Universidade Save - Moçambique Políticas de Educação	1	1	1.000	0	0	0	1	1	1.000
1	70	40396	1018331	Joseph M. Wamala 	 Mozambique	Universidade Sao Tomas de Mocambique	Business and Social Sciences	1	1	1.000	0	0	0	1	1	1.000
1	70	40396	1018331	Áureo Nhaca 	 Mozambique	Universidade Técnica de Moçambique	Economics & Econometrics / Accounting & Finance Finanças	1	1	1.000	0	0	0	1	1	1.000
5	73	40485	1018855	Americo Mahumane	 Mozambique	Universidade Save	Riscos Ambientais Gestao de Recursos Naturais	0	0	0	0	0	0	0	0	0
4	73	40485	1018855	Tomas De Azevedo Julio	 Mozambique	Universidade Zambeze	Economia circular & Desenvolvimento Sustentável	0	0	0	0	0	0	0	0	0
4	73	40485	1018855	Daniel Carlos Saice	 Mozambique	Universidade Zambeze	Engenharia	0	0	0	0	0	0	0	0	0
5	73	40485	1018855	Joaquim Gomes Andre Chitata	 Mozambique	Universidade Save	Docente na Universidade Save Análise de Riscos Ambientais Território e Desenvolvimento sustentável	0	0	0	0	0	0	0	0	0
2	73	40485	1018855	Mahomed Abdul Razak Mahomed	 Mozambique	Universidade Sao Tomas de Mocambique	Economics & Econometrics / Accounting & Finance Contabilidade Financas	0	0	0	0	0	0	0	0	0

Table VII C. Mozambique Top 100 Last 5 Years H Index

				AD Scientific Index - 2023 Table VII C. Mozambique Top 100 Last 5 Years H Index				H INDEX			i10 INDEX			CITATION		
University	Country	Region	World	Name	Country	University	Subject	Total	Last 5 year	Last 5 year / total	Total	Last 5 year	Last 5 year / total	Total	Last 5 year	Last 5 year / total
1	1	85	15077	Albertino Damasceno 	 Mozambique	Universidade Eduardo Mondlane	Medicine Public health epidemiology cardiology	58	50	0.862	130	116	0.892	46557	40328	0.866
2	2	1015	118265	Jahit Sacarlal 	 Mozambique	Universidade Eduardo Mondlane	FaculdaMedicina	41	26	0.634	69	59	0.855	7268	2867	0.394
3	3	1854	180055	Julie Cliff 	 Mozambique	Universidade Eduardo Mondlane	UniversidaEduardo Mondlane	35	22	0.629	68	43	0.632	4133	1718	0.416
1	4	2513	220869	António Prista 	 Mozambique	Universidade Pedagógica	Universidade Pedagógica Moçambique Exercise Sciences	26	20	0.769	58	36	0.621	2776	1413	0.509
4	5	2516	221037	Mamudo Ismail	 Mozambique	Universidade Eduardo Mondlane	Associado PatologiaFaculdaMedicinaUniversidaEduardo Mondlane Malária HIV Mortalidade Materna Autópsia	23	20	0.870	36	33	0.917	2770	1406	0.508
5	6	3245	261576	Salomão Bandeira	 Mozambique	Universidade Eduardo Mondlane	UniversidaEduardo Mondlane marine botany	25	18	0.720	47	29	0.617	2857	1632	0.571
6	7	5230	357583	Julio J. Pinto	 Mozambique	Universidade Eduardo Mondlane	UniversidaEduardo Mondlane ciencias	22	15	0.682	37	21	0.568	3534	1331	0.377
1	8	6191	396371	Neldo Marcelino 	 Mozambique	Universidade Lúrio	History, Philosophy, Theology / History Programacao	23	14	0.609	36	20	0.556	4980	1460	0.293
1	9	8606	486737	Ana Paula Abílio	 Mozambique	Instituto Nacional de Saude, Mozambique	Instituto Nacional de Saude	13	13	1.000	14	14	1.000	524	415	0.792
2	10	10347	543809	Sonia Maria Mauricio Enosse 	 Mozambique	Instituto Nacional de Saude, Mozambique	Researcher, Instituto Nacional de Saude, Mozambique malaria epidemiology molecular biology research methodology ethics	16	12	0.750	17	14	0.824	823	291	0.354

				AD Scientific Index - 2023 Table VII C. Mozambique Top 100 Last 5 Years H Index				H INDEX			i10 INDEX			CITATION		
University	Country	Region	World	Name	Country	University	Subject	Total	Last 5 year	Last 5 year / total	Total	Last 5 year	Last 5 year / total	Total	Last 5 year	Last 5 year / total
7	11	11777	591314	Dinis Juizo	 Mozambique	Universidade Eduardo Mondlane	Universidade Eduardo Mondlane Hydrology and Water Resources Management	15	11	0.733	20	12	0.600	683	365	0.534
8	12	15049	687847	Hildebrando João Gani Jeque	 Mozambique	Universidade Eduardo Mondlane	Universidade Eduardo Mondlane Engenharia de Software	9	9	1.000	8	8	1.000	544	391	0.719
9	14	16595	723120	Tufária Mussá	 Mozambique	Universidade Eduardo Mondlane	Faculdade de Medicina, Universidade Eduardo Mondlane, Mozambique Immunology virology vaccinology Tuberculosis	12	9	0.750	12	9	0.750	454	228	0.502
1	13	16421	720081	Salvador Forquilha	 Mozambique	Institute for Social and Economic Studies	Senior Researcher, Institute for Social and Economic Studies - IESE Mozambique Politics	12	9	0.750	13	9	0.692	423	241	0.570
2	15	17293	741728	Harith Farooq	 Mozambique	Universidade Lúrio	Biodiversity conservation amphibians reptiles GGBC	9	8	0.889	8	8	1.000	452	440	0.973
10	16	17625	753006	Daniel Zacarias	 Mozambique	Universidade Eduardo Mondlane	Universidade Eduardo Mondlane Tourism Ecology and Evolution Macroecology Biogeography	9	8	0.889	9	8	0.889	393	315	0.802
11	17	19824	793235	Antonio Cipriano Parafino Gonçalves	 Mozambique	Universidade Eduardo Mondlane	Professor de Política e Filosofia da Educação (Universidade Eduardo Mondlane) Políticas de Educação Ética Filosofia da Educação Direito a Educação Educação Profissional	9	8	0.889	9	5	0.556	231	142	0.615
14	20	20851	823183	Armando Jorge Lopes	 Mozambique	Universidade Eduardo Mondlane	Social Sciences / Linguistics and Literature Línguas Tradução Análise Contrastiva do Discurso Psicologia Cognitiva Retórica	11	7	0.636	12	5	0.417	633	215	0.340
13	19	20674	818845	Mamudo Saide	 Mozambique	Universidade Eduardo Mondlane	Universidade Eduardo Mondlane Poluição Marinha Ecologia Marinha Mudanças climáticas Religião qualidade de água	11	7	0.636	14	4	0.286	443	235	0.530
12	18	20564	816636	Inocente Mutimucuio	 Mozambique	Universidade Eduardo Mondlane	Professor de Educacao em Ciencias Naturais, Universidade Eduardo Mondlane dificuldades de aprendizagem estudos curriculares	8	7	0.875	8	6	0.750	362	246	0.680
15	21	22282	845415	Celia Macamo	 Mozambique	Universidade Eduardo Mondlane	Lecturer, Universidade Eduardo Mondlane Marine ecology	7	7	1.000	4	4	1.000	174	144	0.828
2	24	25724	897104	Silvio Pedro José Saranga	 Mozambique	Universidade Pedagógica	Language SciencesCommunication Desporto	11	6	0.545	11	3	0.273	356	114	0.320

				AD Scientific Index - 2023 Table VII C. Mozambique Top 100 Last 5 Years H Index				H INDEX			i10 INDEX			CITATION		
University	Country	Region	World	Name	Country	University	Subject	Total	Last 5 year	Last 5 year / total	Total	Last 5 year	Last 5 year / total	Total	Last 5 year	Last 5 year / total
17	26	26576	904017	Margarida Paulo	 Mozambique	Universidade Eduardo Mondlane	Social Sciences / Anthropology Health illness and treatment	10	6	0.600	10	4	0.400	324	92	0.284
1	22	23743	870363	Ivo Amildon Ricardo	 Mozambique	Universidade Save	Assistente estagiário, Universidade Save (Moçambique) e Doutorando em Química Analítica/Ambiental, Universidade Federal de Uberlândia (Brasil). Química Analítica/Ambiental Processos de Oxidação Avançada.	6	6	1.000	6	6	1.000	217	217	1.000
3	23	24588	884339	Ayubo Kampango	 Mozambique	Instituto Nacional de Saude, Mozambique	Instituto Nacional de Saúde (INS) Mosquito community ecology	6	6	1.000	6	5	0.833	206	149	0.723
16	25	26204	901195	Luís Cristóvão	 Mozambique	Universidade Eduardo Mondlane	Universidade Eduardo Mondlane- Faculdade de Engenharia Mechanical Engineering Energy and Environment	9	6	0.667	8	5	0.625	186	102	0.548
19	31	30545	946844	Momade Ibraimo	 Mozambique	Universidade Eduardo Mondlane	Universidade Eduardo Mondlane Energia	5	5	1.000	3	2	0.667	191	68	0.356
3	27	28762	933466	Isabel Silva	 Mozambique	Universidade Lúrio	Lurio University Conservation Marine biology Marine ecology	6	5	0.833	5	3	0.600	156	107	0.686
4	28	29390	938855	Paulo	 Mozambique	Instituto Nacional de Saude, Mozambique	Arnaldo Malaria epidemiology	5	5	1.000	5	5	1.000	116	91	0.784
2	29	30217	944617	Egidio Chaimite	 Mozambique	Institute for Social and Economic Studies	Researcher at the Institute for Social and Economic Studies Politics and Development	6	5	0.833	4	3	0.750	92	75	0.815
18	30	30452	946194	Fialho Nehama	 Mozambique	Universidade Eduardo Mondlane	Eduardo Mondlane University, School of Marine and Coastal Sciences marine science numerical modelling physical oceanography	5	5	1.000	3	3	1.000	78	70	0.897
4	32	31659	959038	Julião Chaque	 Mozambique	Universidade Lúrio	Estudante de Engenharia, Universidade Lúrio Geociências Ciências Exactas Engenharia	5	4	0.800	1	1	1.000	159	144	0.906

				AD Scientific Index - 2023 Table VII C. Mozambique Top 100 Last 5 Years H Index				H INDEX			i10 INDEX			CITATION		
University	Country	Region	World	Name	Country	University	Subject	Total	Last 5 year	Last 5 year / total	Total	Last 5 year	Last 5 year / total	Total	Last 5 year	Last 5 year / total
1	33	31970	962704	Paulino nherere Paulino 	 Mozambique	Universidade Católica de Moçambique	Estudante de física, universidade católica de Moçambique trabalho de campo	4	4	1.000	4	4	1.000	138	109	0.790
5	34	32461	966877	Idalecia Cossa	 Mozambique	Instituto Nacional de Saude, Moçambique	Insitituto Nacional de Saúde Intestinal parasites parasites gastrointestinal infection neglected tropical disease	4	4	1.000	3	3	1.000	85	85	1.000
21	38	34092	977089	Eugenia Cossa	 Mozambique	Universidade Eduardo Mondlane	Professor of science education gender water and climate change education teacher student	6	4	0.667	1	1	1.000	77	51	0.662
2	39	34222	977850	Albino Alves Simione	 Mozambique	Universidade Save	Administração e Gestão de Organizações	4	4	1.000	1	1	1.000	68	49	0.721
20	35	33779	975381	Sosdito Mananze	 Mozambique	Universidade Eduardo Mondlane	Escola Superior de Desenvolvimento Rural, Universidade Eduardo Mondlane Remote Sensing of Agriculture	4	4	1.000	3	3	1.000	56	55	0.982
6	36	34005	976612	Benilde Munlela	 Mozambique	Instituto Nacional de Saude, Moçambique	Instituto Nacional de Saúde (INS)- Moçambique rotavirus whole genome characterization evolutionary analysis	4	4	1.000	2	2	1.000	52	52	1.000
2	37	34073	976999	Lucas Lavo Antonio Jimo Miguel	 Mozambique	Universidade Católica de Moçambique	Universidade Católica de Moçambique Geology and Higher Education	4	4	1.000	2	2	1.000	51	51	1.000
1	40	35001	982087	Geraldo Acácio Mabasso 	 Mozambique	Universidade Zambeze	Engenharia Agrícola Pós-Colheita Agronomia	4	4	1.000	0	0	0	32	32	1.000
22	41	35442	988404	Jonas Valente Matsinhe	 Mozambique	Universidade Eduardo Mondlane	Universidade Eduardo Mondlane Resíduos industriais cinzas de carvão mineral zeólitas aluminossilicatos	4	3	0.750	2	1	0.500	103	98	0.951
3	42	35585	989394	Nelson Amade	 Mozambique	Universidade Católica de Moçambique	Information Management Information Technology Geographical Information Technologies adoption models	3	3	1.000	2	2	1.000	86	83	0.965
26	53	37608	1001336	Alfredo Bjc Nhantumbo	 Mozambique	Universidade Eduardo Mondlane	Eduardo Mondlane University Agricultural Engineering	4	3	0.750	3	1	0.333	84	20	0.238

				AD Scientific Index - 2023 Table VII C. Mozambique Top 100 Last 5 Years H Index				H INDEX			i10 INDEX			CITATION		
University	Country	Region	World	Name	Country	University	Subject	Total	Last 5 year	Last 5 year / total	Total	Last 5 year	Last 5 year / total	Total	Last 5 year	Last 5 year / total
5	43	35907	991175	Custodio Efraim Matavel	 Mozambique	Universidade Lúrio	Faculty of Agrarian Sciences, Universidade Lúrio Agriculture Social Science Agricultural Economics Econometrics Rural Development	3	3	1.000	1	1	1.000	65	64	0.985
3	51	37427	1000352	Bendita Donaciano	 Mozambique	Universidade Pedagógica	Docente na Universidade Pedagógica de Moçambique Pesquisar sobre a relação professor-aluno na aprendizagem pesquisar sobre inteligência emocional pesquisar sobre o processo	4	3	0.750	2	1	0.500	57	24	0.421
23	47	37239	999029	Helsio Azevedo	 Mozambique	Universidade Eduardo Mondlane	Univerddade Eduardo Mondlane Tourism Environmental Geography Climate Changes Conservation	4	3	0.750	2	0	0.000	48	29	0.604
25	50	37412	1000209	Ana Silva Fernandes	 Mozambique	Universidade Eduardo Mondlane	Dinâmia'CET-IUL (PT) + CEAU-FAUP (PT) + CEDH-FAPF-UEM (MZ) architecture urban studies informal settlements african studies postcolonialism	5	3	0.600	1	0	0.000	46	25	0.543
3	45	37133	998512	Moises Silvestre Siúta	 Mozambique	Institute for Social and Economic Studies	Researcher at IESE Mozambique Economic development Poverty Inequality public finance financial inclusion	4	3	0.750	1	1	1.000	39	30	0.769
7	46	37149	998568	Simone Salvador Boene	 Mozambique	Instituto Nacional de Saude, Mozambique	Instituto Nacional de Saúde (INS) Biologia Molecular Análise filogenética Malária Marcadores de resistência antimalários	3	3	1.000	1	1	1.000	30	30	1.000
6	44	37126	998439	Manuel Mahoche	 Mozambique	Universidade Lúrio	Universidade Lúrio Saúde Coletiva Epidemiologia Ciências de Saúde	3	3	1.000	2	2	1.000	30	30	1.000
8	52	37533	1001020	Adinane Assane	 Mozambique	Universidade Lúrio	Universidade lurio, nampula, Medicina geral Medicina	3	3	1.000	0	0	0	28	22	0.786
7	48	37308	999475	Acácio Salamandane	 Mozambique	Universidade Lúrio	Universidade Lúrio	3	3	1.000	1	1	1.000	27	27	1.000
24	49	37336	999764	Alcides Siteo	 Mozambique	Universidade Eduardo Mondlane	Assistant Professor, Eduardo Mondlane University Polymer Ceramic and Glass	3	3	1.000	1	1	1.000	26	26	1.000
27	54	38052	1005307	Quintilia Da Conceição Nicolau	 Mozambique	Universidade Eduardo Mondlane	Faculdade de Veterinária, universidade Eduardo Mondlane Avicultura cadeia de produção zoonoses Economia da saúde e produção animal	3	2	0.667	2	1	0.500	90	74	0.822

AD Scientific Index - 2023 Table VII C. Mozambique Top 100 Last 5 Years H Index								H INDEX			i10 INDEX			CITATION		
University	Country	Region	World	Name	Country	University	Subject	Total	Last 5 year	Last 5 year / total	Total	Last 5 year	Last 5 year / total	Total	Last 5 year	Last 5 year / total
28	55	38343	1006578	Avelino Isaias Mondlhane	 Mozambique	Universidade Eduardo Mondlane	Eduardo mondlane University Decision Theory	4	2	0.500	1	1	1.000	74	45	0.608
4	58	38750	1008932	António Dauda	 Mozambique	Universidade Pedagógica	Estudante de Licenciatura em Língua Inglesa, Universidade Pedagógica pesquisa geral investigação científica	2	2	1.000	1	1	1.000	66	21	0.318
29	57	38739	1008851	Horacio Zimba	 Mozambique	Universidade Eduardo Mondlane	Assistant Professor of Information Science, Eduardo Mondlane University System Analysis and Design Information Architecture Information Modeling	4	2	0.500	2	0	0.000	63	22	0.349
5	60	39149	1010767	Camilo Ussene	 Mozambique	Universidade Pedagógica	Professor de Psicologia Vocacional, Universidade Pedagógica Maputo Psicologia Vocacional da Aprendizagem do Desenvolvimento e Educação Currículo	3	2	0.667	1	0	0.000	24	14	0.583
2	56	38693	1008605	Augusto Bene Tomé Constantino	 Mozambique	Universidade Zambeze	Docente, Universidade Zambeze tecnologia farmacêutica ciência e tecnologia de alimentos	2	2	1.000	1	1	1.000	23	23	1.000
4	58	38750	1008932	Sueco Albino Cipriano	 Mozambique	Universidade Católica de Moçambique	Docente universitario, Universidade Católica de Moçambique Produção Vegetal	2	2	1.000	1	1	1.000	22	21	0.955
3	61	39416	1012308	Sergio Feliciano Come	 Mozambique	Universidade Zambeze	Universidade Zambeze Extensão rural adopção de tecnologias agrárias gestão de recursos naturais processos participativos na extensão rural	2	2	1.000	0	0	0	9	9	1.000
5	61	39416	1012308	Domingos Luis Rhongo	 Mozambique	Universidade Católica de Moçambique	Universidade Católica de Moçambique TICs e Desenvolvimento Economico	2	2	1.000	0	0	0	9	9	1.000
31	65	40013	1016097	Mahomed Sidique Abdul Cadar Dadá	 Mozambique	Universidade Eduardo Mondlane	Anatomy Associate professor Human Anatomy ENT Public Health Epidemiology Foreign Bodies	4	1	0.250	1	0	0.000	38	8	0.211
30	63	39797	1014905	António Melo	 Mozambique	Universidade Eduardo Mondlane	Universidade Eduardo Mondlane Agriculture	1	1	1.000	1	1	1.000	31	31	1.000
6	64	39997	1016000	Ezio Lorenzo Bono	 Mozambique	Universidade Pedagógica	Professor of Philosophy, Universidade Pedagógica Moçambique Contemporary philosophy African philosophy Philosophy of education	1	1	1.000	1	0	0.000	12	9	0.750

				AD Scientific Index - 2023 Table VII C. Mozambique Top 100 Last 5 Years H Index				H INDEX			i10 INDEX			CITATION		
University	Country	Region	World	Name	Country	University	Subject	Total	Last 5 year	Last 5 year / total	Total	Last 5 year	Last 5 year / total	Total	Last 5 year	Last 5 year / total
3	69	40238	1017510	Joaquim Uamusse	 Mozambique	Universidade Save	Estudante de nível superior (GADEC), Universidade Save-Maxixe Geografia de Moçambique	1	1	1.000	1	0	0.000	10	3	0.300
7	66	40078	1016512	José Chamesanga Alvaro	 Mozambique	Universidade Pedagógica	Universidade Pedagógica de Maputo Agronomia	1	1	1.000	0	0	0	6	6	1.000
8	67	40161	1017011	Cristiano Pires	 Mozambique	Universidade Pedagógica	Professor de Biologia, Universidade Pedagógica de Maputo Biologia do compoertamento etologia cronobiologia biologia evolutiva ecologia animal	2	1	0.500	0	0	0	5	4	0.800
9	68	40173	1017096	Mauricio Vasco Nhachengo	 Mozambique	Universidade Pedagógica	Professor de Psicologia, Universidade Pedagógica de Maputo Desenvolvimento Humano Aprendizagem Cognição Psicometria	1	1	1.000	0	0	0	4	4	1.000
4	70	40395	1018344	Guedes Basilio	 Mozambique	Universidade Save	Professor de Educação, Universidade Save - Moçambique Políticas de Educação	1	1	1.000	0	0	0	1	1	1.000
1	70	40395	1018344	Joseph M. Wamala	 Mozambique	Universidade Sao Tomas de Mocambique	Business and Social Sciences	1	1	1.000	0	0	0	1	1	1.000
1	70	40395	1018344	Áureo Nhaca	 Mozambique	Universidade Técnica de Moçambique	Economics & Econometrics / Accounting & Finance Finanças	1	1	1.000	0	0	0	1	1	1.000
5	73	40510	1019046	Americo Mahumane	 Mozambique	Universidade Save	Riscos Ambientais Gestao de Recursos Naturais	0	0	0	0	0	0	0	0	0
4	73	40510	1019046	Tomas De Azevedo Julio	 Mozambique	Universidade Zambeze	Economia circular & Desenvolvimento Sustentável	0	0	0	0	0	0	0	0	0
4	73	40510	1019046	Daniel Carlos Saice	 Mozambique	Universidade Zambeze	Engenharia	0	0	0	0	0	0	0	0	0
5	73	40510	1019046	Joaquim Gomes Andre Chitata	 Mozambique	Universidade Save	Docente na Universidade Save Análise de Riscos Ambientais Território e Desenvolvimento sustentável	0	0	0	0	0	0	0	0	0
2	73	40510	1019046	Mahomed Abdul Razak Mahomed	 Mozambique	Universidade Sao Tomas de Mocambique	Economics & Econometrics / Accounting & Finance Contabilidade Finanças	0	0	0	0	0	0	0	0	0

Table VII D. Mozambique Top 100 Total Citation Index

				AD Scientific Index - 2023 Table VII D. Mozambique Top 100 Total Citation Index				H INDEX			i10 INDEX			CITATION		
University	Country	Region	World	Name	Country	University	Subject	Total	Last 5 year	Last 5 year / total	Total	Last 5 year	Last 5 year / total	Total	Last 5 year	Last 5 year / total
1	1	38	7036	Albertino Damasceno 	 Mozambique	Universidade Eduardo Mondlane	Medicine Public health epidemiology cardiology	58	50	0.862	130	116	0.892	46557	40328	0.866
2	2	603	97988	Jahit Sacarlal 	 Mozambique	Universidade Eduardo Mondlane	FaculdaMedicina	41	26	0.634	69	59	0.855	7268	2867	0.394
1	3	1055	145978	Neldo Marcelino 	 Mozambique	Universidade Lúrio	History, Philosophy, Theology / History Programacao	23	14	0.609	36	20	0.556	4980	1460	0.293
3	4	1383	174725	Julie Cliff 	 Mozambique	Universidade Eduardo Mondlane	UniversidaEduardo Mondlane	35	22	0.629	68	43	0.632	4133	1718	0.416
4	5	1694	201301	Julio J. Pinto	 Mozambique	Universidade Eduardo Mondlane	UniversidaEduardo Mondlane ciencias	22	15	0.682	37	21	0.568	3534	1331	0.377
5	6	2257	242099	Salomão Bandeira	 Mozambique	Universidade Eduardo Mondlane	UniversidaEduardo Mondlane marine botany	25	18	0.720	47	29	0.617	2857	1632	0.571
1	7	2343	247936	António Prista 	 Mozambique	Universidade Pedagógica	Universidade Pedagógica Moçambique Exercise Sciences	26	20	0.769	58	36	0.621	2776	1413	0.509
6	8	2348	248416	Mamudo Ismail	 Mozambique	Universidade Eduardo Mondlane	Associado PatologiaFaculdaMedicinaUniversidaEduardo Mondlane Malária HIV Mortalidade Materna Autópsia	23	20	0.870	36	33	0.917	2770	1406	0.508
1	9	9905	577649	Sonia Maria Mauricio Enosse 	 Mozambique	Instituto Nacional de Saude, Mozambique	Researcher, Instituto Nacional de Saude, Mozambique malaria epidemiology molecular biology research methodology ethics	16	12	0.750	17	14	0.824	823	291	0.354
7	10	11917	640161	Dinis Juizo	 Mozambique	Universidade Eduardo Mondlane	Universidade Eduardo Mondlane Hydrology and Water Resources Management	15	11	0.733	20	12	0.600	683	365	0.534

				AD Scientific Index - 2023 Table VII D. Mozambique Top 100 Total Citation Index				H INDEX			i10 INDEX			CITATION		
University	Country	Region	World	Name	Country	University	Subject	Total	Last 5 year	Last 5 year / total	Total	Last 5 year	Last 5 year / total	Total	Last 5 year	Last 5 year / total
8	11	12896	666331	Armando Jorge Lopes	 Mozambique	Universidade Eduardo Mondlane	Social Sciences / Linguistics and Literature Línguas Tradução Análise Contrastiva do Discurso Psicologia Cognitiva Retórica	11	7	0.636	12	5	0.417	633	215	0.340
9	12	14817	718031	Hildebrando João Gani Jeque	 Mozambique	Universidade Eduardo Mondlane	Universidade Eduardo Mondlane Engenharia de Software	9	9	1.000	8	8	1.000	544	391	0.719
2	13	15322	730375	Ana Paula Abílio	 Mozambique	Instituto Nacional de Saude, Mozambique	Instituto Nacional de Saude	13	13	1.000	14	14	1.000	524	415	0.792
10	14	17190	776758	Tufária Mussá	 Mozambique	Universidade Eduardo Mondlane	Faculdade de Medicina, Universidade Eduardo Mondlane, Mozambique Immunology virology vaccinology Tuberculosis	12	9	0.750	12	9	0.750	454	228	0.502
2	15	17245	778368	Harith Farooq	 Mozambique	Universidade Lúrio	Biodiversity conservation amphibians reptiles GGBC	9	8	0.889	8	8	1.000	452	440	0.973
11	16	17496	784120	Mamudo Saide	 Mozambique	Universidade Eduardo Mondlane	Universidade Eduardo Mondlane Poluição Marinha Ecologia Marinha Mudanças climáticas Religião qualidade de agua	11	7	0.636	14	4	0.286	443	235	0.530
1	17	18089	797398	Salvador Forquilha	 Mozambique	Institute for Social and Economic Studies	Senior Researcher, Institute for Social and Economic Studies - IESE Mozambique Politics	12	9	0.750	13	9	0.692	423	241	0.570
12	18	18900	817353	Daniel Zacarias	 Mozambique	Universidade Eduardo Mondlane	Universidade Eduardo Mondlane Tourism Ecology and Evolution Macroecology Biogeography	9	8	0.889	9	8	0.889	393	315	0.802
13	19	19793	837116	Inocente Mutimucuio	 Mozambique	Universidade Eduardo Mondlane	Professor de Educacao em Ciencias Naturais, Universidade Eduardo Mondlane dificuldades de aprendizagem estudos curriculares	8	7	0.875	8	6	0.750	362	246	0.680
2	20	19955	840654	Silvio Pedro José Saranga	 Mozambique	Universidade Pedagógica	Language SciencesCommunication Desporto	11	6	0.545	11	3	0.273	356	114	0.320
14	21	20784	861024	Margarida Paulo	 Mozambique	Universidade Eduardo Mondlane	Social Sciences / Anthropology Health illness and treatment	10	6	0.600	10	4	0.400	324	92	0.284

				AD Scientific Index - 2023 Table VII D. Mozambique Top 100 Total Citation Index				H INDEX			i10 INDEX			CITATION		
University	Country	Region	World	Name	Country	University	Subject	Total	Last 5 year	Last 5 year / total	Total	Last 5 year	Last 5 year / total	Total	Last 5 year	Last 5 year / total
15	22	23341	908040	Antonio Cipriano Parafino Gonçalves	 Mozambique	Universidade Eduardo Mondlane	Professor de Política e Filosofia da Educação (Universidade Eduardo Mondlane) Políticas de Educação Ética Filosofia da Educação Direito a Educação Educação Profissional	9	8	0.889	9	5	0.556	231	142	0.615
1	23	24024	915734	Ivo Amildon Ricardo	 Mozambique	Universidade Save	Assistente estagiário, Universidade Save (Moçambique) e Doutorando em Química Analítica/Ambiental, Universidade Federal de Uberlândia (Brasil). Química Analítica/Ambiental Processos de Oxidação Avançada.	6	6	1.000	6	6	1.000	217	217	1.000
3	24	24611	921440	Ayubo Kampango	 Mozambique	Instituto Nacional de Saude, Mozambique	Instituto Nacional de Saúde (INS) Mosquito community ecology	6	6	1.000	6	5	0.833	206	149	0.723
16	25	25463	928943	Momade Ibraimo	 Mozambique	Universidade Eduardo Mondlane	Universidade Eduardo Mondlane Energia	5	5	1.000	3	2	0.667	191	68	0.356
17	26	25728	930983	Luís Cristóvão	 Mozambique	Universidade Eduardo Mondlane	Universidade Eduardo Mondlane- Faculdade de Engenharia Mechanical Engineering Energy and Environment	9	6	0.667	8	5	0.625	186	102	0.548
18	27	26491	937209	Celia Macamo	 Mozambique	Universidade Eduardo Mondlane	Lecturer, Universidade Eduardo Mondlane Marine ecology	7	7	1.000	4	4	1.000	174	144	0.828
3	28	27541	945553	Julião Chaque	 Mozambique	Universidade Lúrio	Estudante de Engenharia, Universidade Lúrio Geociências Ciências Exactas Engenharia	5	4	0.800	1	1	1.000	159	144	0.906
4	29	27725	947066	Isabel Silva	 Mozambique	Universidade Lúrio	Lurio University Conservation Marine biology Marine ecology	6	5	0.833	5	3	0.600	156	107	0.686
1	30	29198	958248	Paulino nherere Paulino	 Mozambique	Universidade Católica de Moçambique	Estudante de física, universidade católica de Moçambique trabalho de campo	4	4	1.000	4	4	1.000	138	109	0.790
4	31	31286	973662	Paulo	 Mozambique	Instituto Nacional de Saude, Mozambique	Arnaldo Malaria epidemiology	5	5	1.000	5	5	1.000	116	91	0.784

				AD Scientific Index - 2023 Table VII D. Mozambique Top 100 Total Citation Index				H INDEX			i10 INDEX			CITATION		
University	Country	Region	World	Name	Country	University	Subject	Total	Last 5 year	Last 5 year / total	Total	Last 5 year	Last 5 year / total	Total	Last 5 year	Last 5 year / total
19	32	32608	983028	Jonas Valente Matsinhe	 Mozambique	Universidade Eduardo Mondlane	Universidade Eduardo Mondlane Resíduos industriais cinzas de carvão mineral zeólitas aluminossilicatos	4	3	0.750	2	1	0.500	103	98	0.951
2	33	33487	987573	Egidio Chaimite	 Mozambique	Institute for Social and Economic Studies	Researcher at the Institute for Social and Economic Studies Politics and Development	6	5	0.833	4	3	0.750	92	75	0.815
20	34	33750	988729	Quintilia Da Conceição Nicolau	 Mozambique	Universidade Eduardo Mondlane	Faculdade de Veterinária, universidade Eduardo Mondlane Avicultura cadeia de produção zoonoses Economia da saúde e produção animal	3	2	0.667	2	1	0.500	90	74	0.822
2	35	34111	990374	Nelson Amade	 Mozambique	Universidade Católica de Moçambique	Information Management Information Technology Geographical Information Technologies adoption models	3	3	1.000	2	2	1.000	86	83	0.965
5	36	34187	990725	Ídalecia Cossa	 Mozambique	Instituto Nacional de Saúde, Mozambique	Insitituto Nacional de Saúde Intestinal parasites parasites gastrointestinal infection neglected tropical disease	4	4	1.000	3	3	1.000	85	85	1.000
21	37	34280	991120	Alfredo Bjc Nhantumbo	 Mozambique	Universidade Eduardo Mondlane	Eduardo Mondlane University Agricultural Engineering	4	3	0.750	3	1	0.333	84	20	0.238
22	38	34880	993336	Fialho Nehama	 Mozambique	Universidade Eduardo Mondlane	Eduardo Mondlane University, School of Marine and Coastal Sciences marine science numerical modelling physical oceanography	5	5	1.000	3	3	1.000	78	70	0.897
23	39	34976	993673	Eugenia Cossa	 Mozambique	Universidade Eduardo Mondlane	Professor of science education gender water and climate change education teacher student	6	4	0.667	1	1	1.000	77	51	0.662
24	40	35293	995127	Avelino Isaias Mondlhane	 Mozambique	Universidade Eduardo Mondlane	Eduardo mondlane University Decision Theory	4	2	0.500	1	1	1.000	74	45	0.608
2	41	35879	997646	Albino Alves Simione	 Mozambique	Universidade Save	Administração e Gestão de Organizações	4	4	1.000	1	1	1.000	68	49	0.721
3	42	36101	998562	António Dauda	 Mozambique	Universidade Pedagógica	Estudante de Licenciatura em Língua Inglesa, Universidade Pedagógica pesquisa geral investigação científica	2	2	1.000	1	1	1.000	66	21	0.318



				AD Scientific Index - 2023 Table VII D. Mozambique Top 100 Total Citation Index				H INDEX			i10 INDEX			CITATION		
University	Country	Region	World	Name	Country	University	Subject	Total	Last 5 year	Last 5 year / total	Total	Last 5 year	Last 5 year / total	Total	Last 5 year	Last 5 year / total
5	43	36179	998918	Custodio Efraim Matavel	 Mozambique	Universidade Lúrio	Faculty of Agrarian Sciences, Universidade Lúrio Agriculture Social Science Agricultural Economics Econometrics Rural Development	3	3	1.000	1	1	1.000	65	64	0.985
25	44	36379	999697	Horacio Zimba	 Mozambique	Universidade Eduardo Mondlane	Assistant Professor of Information Science, Eduardo Mondlane University System Analysis and Design Information Architecture Information Modeling	4	2	0.500	2	0	0.000	63	22	0.349
4	45	37070	1002481	Bendita Donaciano	 Mozambique	Universidade Pedagógica	Docente na Universidade Pedagógica de Moçambique Pesquisar sobre a relação professor-aluno na aprendizagem pesquisar sobre inteligência emocional pesquisar sobre o processo	4	3	0.750	2	1	0.500	57	24	0.421
26	46	37153	1002855	Sosdito Mananze	 Mozambique	Universidade Eduardo Mondlane	Escola Superior de Desenvolvimento Rural, Universidade Eduardo Mondlane Remote Sensing of Agriculture	4	4	1.000	3	3	1.000	56	55	0.982
6	47	37568	1004674	Benilde Munlela	 Mozambique	Instituto Nacional de Saúde, Moçambique	Instituto Nacional de Saúde (INS)- Moçambique rotavirus whole genome characterization evolutionary analysis	4	4	1.000	2	2	1.000	52	52	1.000
3	48	37660	1005109	Lucas Lavo Antonio Jimo Miguel	 Mozambique	Universidade Católica de Moçambique	Universidade Católica de Moçambique Geology and Higher Education	4	4	1.000	2	2	1.000	51	51	1.000
27	49	37908	1006126	Helsio Azevedo	 Mozambique	Universidade Eduardo Mondlane	Univerdidade Eduardo Mondlane Tourism Environmental Geography Climate Changes Conservation	4	3	0.750	2	0	0.000	48	29	0.604
28	50	38005	1006542	Ana Silva Fernandes	 Mozambique	Universidade Eduardo Mondlane	Dinâmia'CET-IUL (PT) + CEAU-FAUP (PT) + CEDH-FAPF-UEM (MZ) architecture urban studies informal settlements african studies postcolonialism	5	3	0.600	1	0	0.000	46	25	0.543
3	51	38428	1008388	Moises Silvestre Siúta	 Mozambique	Institute for Social and Economic Studies	Researcher at IESE Mozambique Economic development Poverty Inequality public finance financial inclusion	4	3	0.750	1	1	1.000	39	30	0.769
29	52	38492	1008637	Mahomed Sidique Abdul Cadar Dadá	 Mozambique	Universidade Eduardo Mondlane	Anatomy Associate professor Human Anatomy ENT Public Health Epidemiology Foreign Bodies	4	1	0.250	1	0	0.000	38	8	0.211

				AD Scientific Index - 2023 Table VII D. Mozambique Top 100 Total Citation Index				H INDEX			i10 INDEX			CITATION		
University	Country	Region	World	Name	Country	University	Subject	Total	Last 5 year	Last 5 year / total	Total	Last 5 year	Last 5 year / total	Total	Last 5 year	Last 5 year / total
1	53	38771	1010066	Geraldo Acácio Mabasso	 Mozambique	Universidade Zambeze	Engenharia Agrícola Pós-Colheita Agronomia	4	4	1.000	0	0	0	32	32	1.000
30	54	38855	1010504	António Melo	 Mozambique	Universidade Eduardo Mondlane	Universidade Eduardo Mondlane Agriculture	1	1	1.000	1	1	1.000	31	31	1.000
7	56	38869	1010594	Simone Salvador Boene	 Mozambique	Instituto Nacional de Saúde, Mozambique	Instituto Nacional de Saúde (INS) Biologia Molecular Análise filogenética Malária Marcadores de resistência antimalários	3	3	1.000	1	1	1.000	30	30	1.000
6	55	38867	1010576	Manuel Mahoche	 Mozambique	Universidade Lúrio	Universidade Lúrio Saúde Coletiva Epidemiologia Ciências de Saúde	3	3	1.000	2	2	1.000	30	30	1.000
7	57	38989	1011163	Adinane Assane	 Mozambique	Universidade Lúrio	Universidade Lúrio, nampula, Medicina geral Medicina	3	3	1.000	0	0	0	28	22	0.786
8	58	39007	1011289	Acácio Salamandane	 Mozambique	Universidade Lúrio	Universidade Lúrio	3	3	1.000	1	1	1.000	27	27	1.000
31	59	39052	1011550	Alcides Siteo	 Mozambique	Universidade Eduardo Mondlane	Assistant Professor, Eduardo Mondlane University Polymer Ceramic and Glass	3	3	1.000	1	1	1.000	26	26	1.000
5	60	39157	1012079	Camilo Ussene	 Mozambique	Universidade Pedagógica	Professor de Psicologia Vocacional, Universidade Pedagógica Maputo Psicologia Vocacional da Aprendizagem do Desenvolvimento e Educação Currículo	3	2	0.667	1	0	0.000	24	14	0.583
2	61	39214	1012405	Augusto Bene Tomé Constantino	 Mozambique	Universidade Zambeze	Docente, Universidade Zambeze tecnologia farmacêutica ciência e tecnologia de alimentos	2	2	1.000	1	1	1.000	23	23	1.000
4	62	39268	1012714	Sueco Albino Cipriano	 Mozambique	Universidade Católica de Moçambique	Docente universitario, Universidade Católica de Moçambique Produção Vegetal	2	2	1.000	1	1	1.000	22	21	0.955
6	63	39879	1015601	Ezio Lorenzo Bono	 Mozambique	Universidade Pedagógica	Professor of Philosophy, Universidade Pedagógica Moçambique Contemporary philosophy African philosophy Philosophy of education	1	1	1.000	1	0	0.000	12	9	0.750
3	64	39985	1016210	Joaquim Uamusse	 Mozambique	Universidade Save	Estudante de nível superior (GADEC), Universidade Save-Maxixe Geografia de Moçambique	1	1	1.000	1	0	0.000	10	3	0.300

				AD Scientific Index - 2023 Table VII D. Mozambique Top 100 Total Citation Index				H INDEX			i10 INDEX			CITATION		
University	Country	Region	World	Name	Country	University	Subject	Total	Last 5 year	Last 5 year / total	Total	Last 5 year	Last 5 year / total	Total	Last 5 year	Last 5 year / total
3	65	39998	1016260	Sergio Feliciano Come	 Mozambique	Universidade Zambeze	Universidade Zambeze Extensão rural adopção de tecnologias agrárias gestão de recursos naturais processos participativos na extensão rural	2	2	1.000	0	0	0	9	9	1.000
5	65	39998	1016260	Domingos Luis Rhongo	 Mozambique	Universidade Católica de Moçambique	Universidade Católica de Moçambique TICs e Desenvolvimento Economico	2	2	1.000	0	0	0	9	9	1.000
7	67	40147	1017131	José Chamesanga Alvaro	 Mozambique	Universidade Pedagógica	Universidade Pedagógica de Maputo Agronomia	1	1	1.000	0	0	0	6	6	1.000
8	68	40182	1017345	Cristiano Pires	 Mozambique	Universidade Pedagógica	Professor de Biologia, Universidade Pedagógica de Maputo Biologia do compoertamento etologia cronobiologia biologia evolutiva ecologia animal	2	1	0.500	0	0	0	5	4	0.800
9	69	40234	1017632	Mauricio Vasco Nhachengo	 Mozambique	Universidade Pedagógica	Professor de Psicologia, Universidade Pedagógica de Maputo Desenvolvimento Humano Aprendizagem Cognição Psicometria	1	1	1.000	0	0	0	4	4	1.000
4	70	40431	1018617	Guedes Basilio	 Mozambique	Universidade Save	Professor de Educação, Universidade Save - Moçambique Políticas de Educação	1	1	1.000	0	0	0	1	1	1.000
1	70	40431	1018617	Joseph M. Wamala	 Mozambique	Universidade Sao Tomas de Mocambique	Business and Social Sciences	1	1	1.000	0	0	0	1	1	1.000
1	70	40431	1018617	Áureo Nhaca	 Mozambique	Universidade Técnica de Moçambique	Economics & Econometrics / Accounting & Finance Finanças	1	1	1.000	0	0	0	1	1	1.000
5	73	40510	1019046	Americo Mahumane	 Mozambique	Universidade Save	Riscos Ambientais Gestao de Recursos Naturais	0	0	0	0	0	0	0	0	0
4	73	40510	1019046	Tomas De Azevedo Julio	 Mozambique	Universidade Zambeze	Economia circular & Desenvolvimento Sustentável	0	0	0	0	0	0	0	0	0
4	73	40510	1019046	Daniel Carlos Saice	 Mozambique	Universidade Zambeze	Engenharia	0	0	0	0	0	0	0	0	0
5	73	40510	1019046	Joaquim Gomes Andre Chitata	 Mozambique	Universidade Save	Docente na Universidade Save Análise de Riscos Ambientais Território e Desenvolvimento sustentável	0	0	0	0	0	0	0	0	0

AD Scientific Index - 2023 Table VII D. Mozambique Top 100 Total Citation Index								H INDEX			i10 INDEX			CITATION		
University	Country	Region	World	Name	Country	University	Subject	Total	Last 5 year	Last 5 year / total	Total	Last 5 year	Last 5 year / total	Total	Last 5 year	Last 5 year / total
2	73	40510	1019046	Mahomed Abdul Razak Mahomed	 Mozambique	Universidade Sao Tomas de Mocambique	Economics & Econometrics / Accounting & Finance Contabilidade Financas	0	0	0	0	0	0	0	0	0

Table VII E. Mozambique Top 100 Last 5 Years Citation Index

AD Scientific Index - 2023 Table VII E. Mozambique Top 100 Last 5 Years Citation Index								H INDEX			i10 INDEX			CITATION		
University	Country	Region	World	Name	Country	University	Subject	Total	Last 5 year	Last 5 year / total	Total	Last 5 year	Last 5 year / total	Total	Last 5 year	Last 5 year / total
1	5	2761	251482	Neldo Marcelino 	 Mozambique	Universidade Lúrio	History, Philosophy, Theology / History Programacao	23	14	0.609	36	20	0.556	4980	1460	0.293
1	10	12453	645941	Ana Paula Abílio	 Mozambique	Instituto Nacional de Saude, Mozambique	Instituto Nacional de Saude	13	13	1.000	14	14	1.000	524	415	0.792
1	16	18924	807576	Salvador Forquilha 	 Mozambique	Institute for Social and Economic Studies	Senior Researcher, Institute for Social and Economic Studies - IESE Mozambique Politics	12	9	0.750	13	9	0.692	423	241	0.570

				AD Scientific Index - 2023 Table VII E. Mozambique Top 100 Last 5 Years Citation Index				H INDEX			i10 INDEX			CITATION		
University	Country	Region	World	Name	Country	University	Subject	Total	Last 5 year	Last 5 year / total	Total	Last 5 year	Last 5 year / total	Total	Last 5 year	Last 5 year / total
1	45	39726	1010542	Geraldo Acácio Mabasso 🇲🇵	Mozambique	Universidade Zambeze	Engenharia Agrícola Pós-Colheita Agronomia	4	4	1.000	0	0	0	32	32	1.000
1	70	42405	1025220	Áureo Nhaca 🇲🇵	Mozambique	Universidade Técnica de Moçambique	Economics & Econometrics / Accounting & Finance Finanças	1	1	1.000	0	0	0	1	1	1.000
1	70	42405	1025220	Joseph M. Wamala 🇲🇵	Mozambique	Universidade Sao Tomas de Mocambique	Business and Social Sciences	1	1	1.000	0	0	0	1	1	1.000
1	1	28	2524	Albertino Damasceno 🇲🇵🇲🇵	Mozambique	Universidade Eduardo Mondlane	MedicineMedicine Public health epidemiology cardiology	58	50	0.862	130	116	0.892	46557	40328	0.866
1	26	29232	947588	Paulino nherere Paulino 🇲🇵	Mozambique	Universidade Católica de Moçambique	Estudante de física, universidade católica de Moçambique trabalho de campo	4	4	1.000	4	4	1.000	138	109	0.790
1	19	20251	832960	Ivo Amildon Ricardo 🇲🇵	Mozambique	Universidade Save	Assistente estagiário, Universidade Save (Moçambique) e Doutorando em Química Analítica/Ambiental, Universidade Federal de Uberlândia (Brasil). Química Analítica/Ambiental Processos de Oxidação Avançada.	6	6	1.000	6	6	1.000	217	217	1.000
1	6	2888	259304	António Prista 🇲🇵	Mozambique	Universidade Pedagógica	Universidade Pedagógica Moçambique Exercise Sciences	26	20	0.769	58	36	0.621	2776	1413	0.509
2	14	16623	757087	Sonia Maria Mauricio Enosse 🇲🇵	Mozambique	Instituto Nacional de Saude, Moçambique	Researcher, Instituto Nacional de Saude, Moçambique malaria epidemiology molecular biology research methodology ethics	16	12	0.750	17	14	0.824	823	291	0.354
2	34	33828	979195	Egídio Chaimite 🇲🇵	Mozambique	Institute for Social and Economic Studies	Researcher at the Institute for Social and Economic Studies Politics and Development	6	5	0.833	4	3	0.750	92	75	0.815









				AD Scientific Index - 2023 Table VII E. Mozambique Top 100 Last 5 Years Citation Index				H INDEX			i10 INDEX			CITATION		
University	Country	Region	World	Name	Country	University	Subject	Total	Last 5 year	Last 5 year / total	Total	Last 5 year	Last 5 year / total	Total	Last 5 year	Last 5 year / total
2	55	40541	1015533	Augusto Bene Tomé Constantino	 Mozambique	Universidade Zambeze	Docente, Universidade Zambeze tecnologia farmacêutica ciência e tecnologia de alimentos	2	2	1.000	1	1	1.000	23	23	1.000
2	33	32753	972850	Nelson Amade	 Mozambique	Universidade Católica de Moçambique	Information Management Information Technology Geographical Information Technologies adoption models	3	3	1.000	2	2	1.000	86	83	0.965
2	25	28577	941597	Silvio Pedro José Saranga	 Mozambique	Universidade Pedagógica	Language SciencesCommunication Desporto	11	6	0.545	11	3	0.273	356	114	0.320
2	73	42503	1025785	Mahomed Abdul Razak Mahomed	 Mozambique	Universidade Sao Tomas de Mocambique	Economics & Econometrics / Accounting & Finance Contabilidade Financas	0	0	0	0	0	0	0	0	0
2	2	1059	123443	Jahit Sacarlal	 Mozambique	Universidade Eduardo Mondlane	FaculdaMedicina	41	26	0.634	69	59	0.855	7268	2867	0.394
2	43	37716	999849	Albino Alves Simione	 Mozambique	Universidade Save	Administração e Gestão de Organizações	4	4	1.000	1	1	1.000	68	49	0.721
2	9	11869	626994	Harith Farooq	 Mozambique	Universidade Lúrio	Biodiversity conservation amphibians reptiles GGBC	9	8	0.889	8	8	1.000	452	440	0.973
3	48	39925	1011735	Moises Silvestre Siúta	 Mozambique	Institute for Social and Economic Studies	Researcher at IESE Mozambique Economic development Poverty Inequality public finance financial inclusion	4	3	0.750	1	1	1.000	39	30	0.769
3	62	41816	1021813	Sergio Feliciano Come	 Mozambique	Universidade Zambeze	Universidade Zambeze Extensão rural adoção de tecnologias agrárias gestão de recursos naturais processos participativos na extensão rural	2	2	1.000	0	0	0	9	9	1.000
3	69	42228	1024223	Joaquim Uamusse	 Mozambique	Universidade Save	Estudante de nível superior (GADEC), Universidade Save-Maxixe Geografia de Moçambique	1	1	1.000	1	0	0.000	10	3	0.300
3	3	2194	214649	Julie Cliff	 Mozambique	Universidade Eduardo Mondlane	UniversidaEduardo Mondlane	35	22	0.629	68	43	0.632	4133	1718	0.416
3	41	37425	998353	Lucas Lavo Antonio Jimo Miguel	 Mozambique	Universidade Católica de Moçambique	Universidade Católica de Moçambique Geology and Higher Education	4	4	1.000	2	2	1.000	51	51	1.000

				AD Scientific Index - 2023 Table VII E. Mozambique Top 100 Last 5 Years Citation Index				H INDEX			i10 INDEX			CITATION		
University	Country	Region	World	Name	Country	University	Subject	Total	Last 5 year	Last 5 year / total	Total	Last 5 year	Last 5 year / total	Total	Last 5 year	Last 5 year / total
3	54	40405	1014714	Bendita Donaciano	 Mozambique	Universidade Pedagógica de Moçambique	Docente na Universidade Pedagógica de Moçambique Pesquisar sobre a relação professor-aluno na aprendizagem pesquisar sobre inteligência emocional pesquisar sobre o processo	4	3	0.750	2	1	0.500	57	24	0.421
3	23	25431	909665	Julião Chaque	 Mozambique	Universidade Lúrio	Estudante de Engenharia, Universidade Lúrio Geociências Ciências Exactas Engenharia	5	4	0.800	1	1	1.000	159	144	0.906
3	21	24943	903913	Ayubo Kampango	 Mozambique	Instituto Nacional de Saude, Mozambique	Instituto Nacional de Saúde (INS) Mosquito community ecology	6	6	1.000	6	5	0.833	206	149	0.723
4	59	40713	1016423	Sueco Albino Cipriano	 Mozambique	Universidade Católica de Moçambique	Docente universitario, Universidade Católica de Moçambique Produção Vegetal	2	2	1.000	1	1	1.000	22	21	0.955
4	27	29465	949540	Isabel Silva	 Mozambique	Universidade Lúrio	Lurio University Conservation Marine biology Marine ecology	6	5	0.833	5	3	0.600	156	107	0.686
4	4	2358	225858	Salomão Bandeira	 Mozambique	Universidade Eduardo Mondlane	UniversidaEduardo Mondlane marine botany	25	18	0.720	47	29	0.617	2857	1632	0.571
4	70	42405	1025220	Guedes Basilio	 Mozambique	Universidade Save	Professor de Educação, Universidade Save - Moçambique Políticas de Educação	1	1	1.000	0	0	0	1	1	1.000
4	73	42503	1025785	Daniel Carlos Saice	 Mozambique	Universidade Zambeze	Engenharia	0	0	0	0	0	0	0	0	0
4	73	42503	1025785	Tomas De Azevedo Julio	 Mozambique	Universidade Zambeze	Economia circular & Desenvolvimento Sustentável	0	0	0	0	0	0	0	0	0
4	58	40705	1016355	António Dauda	 Mozambique	Universidade Pedagógica	Estudante de Licenciatura em Língua Inglesa, Universidade Pedagógica pesquisa geral investigação científica	2	2	1.000	1	1	1.000	66	21	0.318
4	31	31546	965066	Paulo	 Mozambique	Instituto Nacional de Saude, Mozambique	Arnaldo Malaria epidemiology	5	5	1.000	5	5	1.000	116	91	0.784
5	73	42503	1025785	Americo Mahumane	 Mozambique	Universidade Save	Riscos Ambientais Gestao de Recursos Naturais	0	0	0	0	0	0	0	0	0

				AD Scientific Index - 2023 Table VII E. Mozambique Top 100 Last 5 Years Citation Index				H INDEX			i10 INDEX			CITATION		
University	Country	Region	World	Name	Country	University	Subject	Total	Last 5 year	Last 5 year / total	Total	Last 5 year	Last 5 year / total	Total	Last 5 year	Last 5 year / total
5	73	42503	1025785	Joaquim Gomes Andre Chitata	 Mozambique	Universidade Save	Docente na Universidade Save Análise de Riscos Ambientais Território e Desenvolvimento sustentável	0	0	0	0	0	0	0	0	0
5	62	41816	1021813	Domingos Luis Rhongo	 Mozambique	Universidade Católica de Moçambique	Universidade Católica de Moçambique TICs e Desenvolvimento Economico	2	2	1.000	0	0	0	9	9	1.000
5	38	35515	988593	Custodio Efraim Matavel	 Mozambique	Universidade Lúrio	Faculty of Agrarian Sciences, Universidade Lúrio Agriculture Social Science Agricultural Economics Econometrics Rural Development	3	3	1.000	1	1	1.000	65	64	0.985
5	61	41393	1019583	Camilo Ussene	 Mozambique	Universidade Pedagógica	Professor de Psicologia Vocacional. Universidade Pedagógica Maputo Psicologia Vocacional da Aprendizagem do Desenvolvimento e Educação Currículo	3	2	0.667	1	0	0.000	24	14	0.583
5	7	2907	260535	Mamudo Ismail	 Mozambique	Universidade Eduardo Mondlane	Associado PatologiaFaculdaMedicinaUniversidaEduardo Mondlane Malária HIV Mortalidade Materna Autópsia	23	20	0.870	36	33	0.917	2770	1406	0.508
5	32	32432	970895	Ídalecia Cossa	 Mozambique	Instituto Nacional de Saude, Mozambique	Insitituto Nacional de Saúde Intestinal parasites parasites gastrointestinal infection neglected tropical disease	4	4	1.000	3	3	1.000	85	85	1.000
6	47	39900	1011590	Manuel Mahoche	 Mozambique	Universidade Lúrio	Universidade Lúrio Saúde Coletiva Epidemiologia Ciências de Saúde	3	3	1.000	2	2	1.000	30	30	1.000
6	40	37290	997612	Benilde Munlela	 Mozambique	Instituto Nacional de Saude, Mozambique	Instituto Nacional de Saúde (INS)- Moçambique rotavirus whole genome characterization evolutionary analysis	4	4	1.000	2	2	1.000	52	52	1.000
6	64	41844	1021961	Ezio Lorenzo Bono	 Mozambique	Universidade Pedagógica	Professor of Philosophy, Universidade Pedagógica Moçambique Contemporary philosophy African philosophy Philosophy of education	1	1	1.000	1	0	0.000	12	9	0.750
6	8	3128	274160	Julio J. Pinto	 Mozambique	Universidade Eduardo Mondlane	UniversidaEduardo Mondlane ciencias	22	15	0.682	37	21	0.568	3534	1331	0.377
7	51	40197	1013292	Acácio Salamandane	 Mozambique	Universidade Lúrio	Universidade Lúrio	3	3	1.000	1	1	1.000	27	27	1.000

				AD Scientific Index - 2023 Table VII E. Mozambique Top 100 Last 5 Years Citation Index				H INDEX			i10 INDEX			CITATION		
University	Country	Region	World	Name	Country	University	Subject	Total	Last 5 year	Last 5 year / total	Total	Last 5 year	Last 5 year / total	Total	Last 5 year	Last 5 year / total
7	49	39942	1011779	Simone Salvador Boene	 Mozambique	Instituto Nacional de Saude, Mozambique	Instituto Nacional de Saude (INS) Biologia Molecular Análise filogenética Malária Marcadores de resistência antimalários	3	3	1.000	1	1	1.000	30	30	1.000
7	11	13171	666117	Hildebrando João Gani Jeque	 Mozambique	Universidade Eduardo Mondlane	Universidade Eduardo Mondlane Engenharia de Software	9	9	1.000	8	8	1.000	544	391	0.719
7	66	42048	1023135	José Chamesanga Alvaro	 Mozambique	Universidade Pedagógica	Universidade Pedagógica de Maputo Agronomia	1	1	1.000	0	0	0	6	6	1.000
8	67	42171	1023884	Cristiano Pires	 Mozambique	Universidade Pedagógica	Professor de Biologia, Universidade Pedagógica de Maputo Biologia do comportamento etologia cronobiologia biologia evolutiva ecologia animal	2	1	0.500	0	0	0	5	4	0.800
8	12	14003	687907	Dinis Juizo	 Mozambique	Universidade Eduardo Mondlane	Universidade Eduardo Mondlane Hydrology and Water Resources Management	15	11	0.733	20	12	0.600	683	365	0.534
8	56	40576	1015804	Adinane Assane	 Mozambique	Universidade Lúrio	Universidade lurio, nampula, Medicina geral Medicina	3	3	1.000	0	0	0	28	22	0.786
9	68	42177	1023917	Mauricio Vasco Nhachengo	 Mozambique	Universidade Pedagógica	Professor de Psicologia, Universidade Pedagógica de Maputo Desenvolvimento Humano Aprendizagem Cognição Psicometria	1	1	1.000	0	0	0	4	4	1.000
9	13	15724	734303	Daniel Zacarias	 Mozambique	Universidade Eduardo Mondlane	Universidade Eduardo Mondlane Tourism Ecology and Evolution Macroecology Biogeography	9	8	0.889	9	8	0.889	393	315	0.802
10	15	18683	802945	Inocente Mutimucuio	 Mozambique	Universidade Eduardo Mondlane	Professor de Educacao em Ciencias Naturais, Universidade Eduardo Mondlane dificuldades de aprendizagem estudos curriculares	8	7	0.875	8	6	0.750	362	246	0.680
11	17	19280	814393	Mamudo Saide	 Mozambique	Universidade Eduardo Mondlane	Universidade Eduardo Mondlane Poluição Marinha Ecologia Marinha Mudanças climáticas Religião qualidade de agua	11	7	0.636	14	4	0.286	443	235	0.530
12	18	19598	820862	Tufária Mussá	 Mozambique	Universidade Eduardo Mondlane	Faculdade de Medicina, Universidade Eduardo Mondlane, Mozambique Immunology virology vaccinology Tuberculosis	12	9	0.750	12	9	0.750	454	228	0.502

				AD Scientific Index - 2023 Table VII E. Mozambique Top 100 Last 5 Years Citation Index				H INDEX			i10 INDEX			CITATION		
University	Country	Region	World	Name	Country	University	Subject	Total	Last 5 year	Last 5 year / total	Total	Last 5 year	Last 5 year / total	Total	Last 5 year	Last 5 year / total
13	20	20347	834906	Armando Jorge Lopes	 Mozambique	Universidade Eduardo Mondlane	Social Sciences / Linguistics and Literature Línguas Tradução Análise Contrastiva do Discurso Psicologia Cognitiva Retórica	11	7	0.636	12	5	0.417	633	215	0.340
14	22	25372	909041	Celia Macamo	 Mozambique	Universidade Eduardo Mondlane	Lecturer, Universidade Eduardo Mondlane Marine ecology	7	7	1.000	4	4	1.000	174	144	0.828
15	24	25548	910836	Antonio Cipriano Parafino Gonçalves	 Mozambique	Universidade Eduardo Mondlane	Professor de Política e Filosofia da Educação (Universidade Eduardo Mondlane) Políticas de Educação Ética Filosofia da Educação Direito a Educação Educação Profissional	9	8	0.889	9	5	0.556	231	142	0.615
16	28	30062	954213	Luís Cristóvão	 Mozambique	Universidade Eduardo Mondlane	Universidade Eduardo Mondlane- Faculdade de Engenharia Mechanical Engineering Energy and Environment	9	6	0.667	8	5	0.625	186	102	0.548
17	29	30677	959063	Jonas Valente Matsinhe	 Mozambique	Universidade Eduardo Mondlane	Universidade Eduardo Mondlane Resíduos industriais cinzas de carvão mineral zeólitas aluminossilicatos	4	3	0.750	2	1	0.500	103	98	0.951
18	30	31356	963919	Margarida Paulo	 Mozambique	Universidade Eduardo Mondlane	Social Sciences / Anthropology Health illness and treatment	10	6	0.600	10	4	0.400	324	92	0.284
19	35	34076	980632	Quintilia Da Conceição Nicolau	 Mozambique	Universidade Eduardo Mondlane	Faculdade de Veterinária, universidade Eduardo Mondlane Avicultura cadeia de produção zoonoses Economia da saúde e produção animal	3	2	0.667	2	1	0.500	90	74	0.822
20	36	34534	983199	Fialho Nehama	 Mozambique	Universidade Eduardo Mondlane	Eduardo Mondlane University, School of Marine and Coastal Sciences marine science numerical modelling physical oceanography	5	5	1.000	3	3	1.000	78	70	0.897
21	37	34821	984830	Momade Ibraimo	 Mozambique	Universidade Eduardo Mondlane	Universidade Eduardo Mondlane Energia	5	5	1.000	3	2	0.667	191	68	0.356
22	39	36783	995110	Sosdito Mananze	 Mozambique	Universidade Eduardo Mondlane	Escola Superior de Desenvolvimento Rural, Universidade Eduardo Mondlane Remote Sensing of Agriculture	4	4	1.000	3	3	1.000	56	55	0.982
23	42	37444	998468	Eugenia Cossa	 Mozambique	Universidade Eduardo Mondlane	Professor of science education gender water and climate change education teacher student	6	4	0.667	1	1	1.000	77	51	0.662

AD Scientific Index - 2023 Table VII E. Mozambique Top 100 Last 5 Years Citation Index								H INDEX			i10 INDEX			CITATION		
University	Country	Region	World	Name	Country	University	Subject	Total	Last 5 year	Last 5 year / total	Total	Last 5 year	Last 5 year / total	Total	Last 5 year	Last 5 year / total
24	44	38322	1002919	Avelino Isaias Mondlhane	 Mozambique	Universidade Eduardo Mondlane	Eduardo mondlane University Decision Theory	4	2	0.500	1	1	1.000	74	45	0.608
25	46	39882	1011482	António Melo	 Mozambique	Universidade Eduardo Mondlane	Universidade Eduardo Mondlane Agriculture	1	1	1.000	1	1	1.000	31	31	1.000
26	50	40050	1012407	Helsio Azevedo	 Mozambique	Universidade Eduardo Mondlane	Univerdidade Eduardo Mondlane Tourism Environmental Geography Climate Changes Conservation	4	3	0.750	2	0	0.000	48	29	0.604
27	52	40258	1013762	Alcides Siteo	 Mozambique	Universidade Eduardo Mondlane	Assistant Professor, Eduardo Mondlane University Polymer Ceramic and Glass	3	3	1.000	1	1	1.000	26	26	1.000
28	53	40361	1014401	Ana Silva Fernandes	 Mozambique	Universidade Eduardo Mondlane	Dinâmia'CET-IUL (PT) + CEAU-FAUP (PT) + CEDH-FAPF-UEM (MZ) architecture urban studies informal settlements african studies postcolonialism	5	3	0.600	1	0	0.000	46	25	0.543
29	57	40631	1016016	Horacio Zimba	 Mozambique	Universidade Eduardo Mondlane	Assistant Professor of Information Science, Eduardo Mondlane University System Analysis and Design Information Arquitecture Information Modeling	4	2	0.500	2	0	0.000	63	22	0.349
30	60	40740	1016578	Alfredo Bjc Nhantumbo	 Mozambique	Universidade Eduardo Mondlane	Eduardo Mondlane University Agricultural Engineering	4	3	0.750	3	1	0.333	84	20	0.238
31	65	41897	1022287	Mahomed Sidique Abdul Cadar Dadá	 Mozambique	Universidade Eduardo Mondlane	Anatomy Associate professor Human Anatomy ENT Public Health Epidemiology Foreign Bodies	4	1	0.250	1	0	0.000	38	8	0.211